

# C1 Moonglow

Owner's Handbook



## Time on your side

Your Christopher Ward watch has been designed in Britain and engineered in Switzerland by highly talented craftspeople. This ensures not only accurate and precise timekeeping, but also brings a real pride of ownership that only watches of the highest quality standards can hope to deliver.

You have made an investment, a good one, and the aim of this manual is to help you make the most of that investment in what we hope will be a lifetime of ownership.

Chris, Mike and Peter  
(Co-founders)



## C1 Moonglow

If there's a generalisation that rings true of moonphase watches, it's that they tend to conform to a particularly understated formula.

The C1 Moonglow is the antithesis of this. 50 years after Neil Armstrong first set foot on the Moon's dusty surface, the Moonglow offers a distinctively modern take on the most classical of watchmaking genres.

Most distinctive is the inclusion of two moons that perpetually circle around the Moonglow's dial. Powered by Calibre JJ04, Christopher Ward's in-house modification (could it be described as our own lunar module?), the position of the moon will remain unerringly accurate to a day every 128 years if kept wound.

Yet the most dramatic inclusion here is that of the premium-grade Grade X1 GL C1 Super-LumiNova® that coats the C1's moons, hands, indexes and date wheel; in particular, the latter feature replaces a conventional date window with an entire lumed ring visible around the outside of the dial, save for one non-lumed section that indicates the date when read against the numbers outside it.

A watch as innovative as the C1 Moonglow deserves the best possible lume to match; and like the pearly presence in the night's sky that has fascinated humankind for millennia, we hope you'll find the Moonglow just as enchanting.

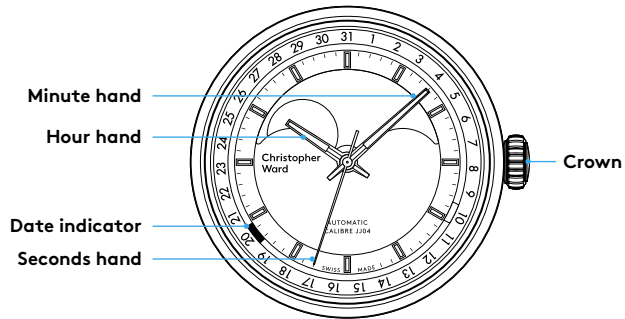


Christopher

OMATIC  
RE JJ04

## Display and control buttons

C1 Moonglow has a maximum power reserve of 38 hours when fully wound. To re-power the watch after a period of non-use, simply wind the crown in a clockwise direction for approximately 20 revolutions. Normal wearing will very quickly allow the rotor to start re-powering the watch over time after putting it on your wrist.



## Features

- Swiss made
- Self-winding 25 jewel movement with 'JJ04' in-house Moonphase module
- 38 hour power reserve
- Lumed date ring with shaded section
- Black diamond-like carbon (DLC) finished rotor
- Brushed and polished marine-grade stainless steel case
- Anti-reflective domed sapphire crystal
- Push-down crown with twin flag motif
- Polished and smoked sapphire dial
- 3D-stamped luminescent Moonphase disc visible through unique wide and curved aperture
- Raised and polished indexes
- Brushed and polished steel hands
- Super-LumiNova Grade® X1 GL C1 moons, hands, indexes, numerals and outer date ring
- Exhibition backplate with unique engraved serial number
- Eco-friendly luxury presentation case and owner's handbook
- Italian hand-stitched Shell Cordovan quick-release strap with Bader deployment, or 'Milanese' mesh bracelet

## Technical Information

Calibre	<b>ETA 2836 with 'JJ04' module</b>
Case	<b>316L stainless steel</b>
Diameter	<b>40.5mm</b>
Height	<b>12.35mm</b>
Weight	<b>61g</b>
Water resistance	<b>3 ATM (30 metres)</b>
Vibrations	<b>28,800 per hour (4Hz)</b>
Timing tolerance	<b>-10/+20 seconds per day</b>
Lug to lug	<b>48.55mm</b>
Strap width	<b>20mm</b>



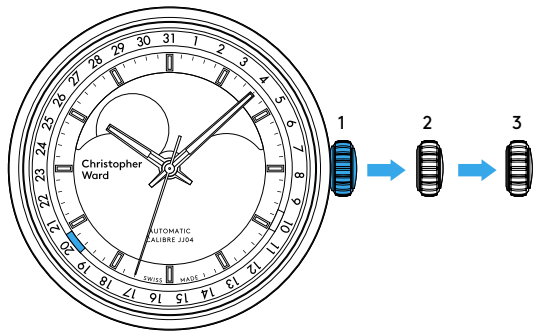


## Setting the time and date

The crown should sit flush to the case (position **1**) in order to maintain water resistance.

- To re-power the watch after a period of non-use, simply wind the crown in a clockwise direction. Your C1 Moonglow has a maximum power reserve of 38 hours when fully wound. Normal wearing will allow the rotor to start re-powering the watch over time after putting on your wrist.
- To set the date pull out the crown gently into position **2**. Turn in a clockwise direction until the red shaded section on the date ring aligns with the correct date at the edge of the dial.

- To set the time pull out the crown gently into position **3**. This position is used for handsetting and stopping of the second hand. Turn the crown until you reach the correct time e.g. 10.08 hr. For precise time setting it is recommended to pass beyond the desired minute and to set the hand backwards.
- Setting the moon phase is relatively simple. For perfect synchronization, you will need the date of the last full or new moon. To adjust the moon phase pull gently into position **2**. Turn in an anti-clockwise direction to rotate the moonphase disk into the desired position. Rapid correction of the moonphase is possible at any time without risk of damaging the mechanism.



1. Manual winding
2. Date and moon phase setting
3. Time setting

**PLEASE NOTE:**

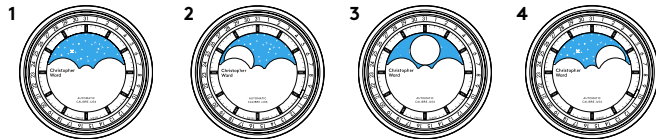
*Date correction should not be carried out between 18.00 hr and 02.00 hr as the watch gearing will already be aligning itself to change the date. The crown should always be pushed in after adjustment, and it is best to do so from position 3 to avoid advancing beyond the desired date.*

## The moon and its phases

The phases of the moon cycle, from one new moon to the next one, lasts 29 days, 12 hours, 44 minutes and 2.8 seconds. The new moon corresponds to the first lunar day (fig. **1**). The moon is not visible because its dark side is facing us. On the 8<sup>th</sup> day (fig. **2**), after completing one quarter turn, a crescent moon appears on the left-hand side of the moonphase window with the curve facing to the right. On the 15<sup>th</sup> day of the lunar cycle (fig. **3**), at the mid-point of its revolution, we see a fully illuminated circle at the 12 o'clock position, indicating the full moon. The moon at this point is directly opposite the sun. On the 23<sup>rd</sup> day of the lunar cycle (fig. **4**),

at the end of its third quarter, the crescent appears on the right-hand side of the moonphase window.

A new lunar cycle now commences. The moon changes continuously between these characteristic positions. The time which has elapsed between two new moons corresponds to approximately one month. Due to the regular and repetitive nature of this movement and its phases, the moon has always served as a means of counting the passage of time. Indeed, this is why the lunar calendar is still used for timekeeping purposes.

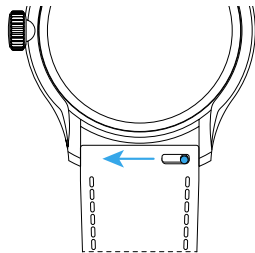


## Straps and bracelets

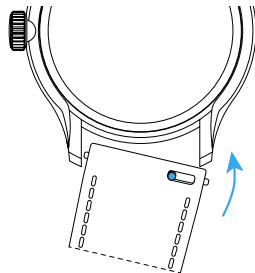
As you would expect, we place as much emphasis on the quality of our straps and bracelets as we do our watches. We only use the finest materials in our straps, with quick-release pins also included for your convenience.

The following guidelines explain how easy it is to use, adjust and replace your Christopher Ward strap.

### Using the quick-release pins on your strap



- 1.** Locate the quick-release pin on your strap. Pull the pin to the side to detach your strap.



- 2.** To reattach your strap, align the pins to the lug holes and click the strap into position. Repeat for the other side.

## Water resistance

Although your watch has been through vigorous static pressure testing, it is worth remembering that there are many variables that can affect the water resistance of your watch. For instance, arm movements during swimming and the sudden impact of diving and water sports will drastically increase the pressure the watch is under.

Wearing your watch in the bath, shower, or sauna can also have an effect as a rapid increase in temperature can cause seals to expand and in extreme cases, malfunction or create condensation.

For these reasons, the water resistance rating of your watch (as shown) should only ever be considered a guideline and we strongly recommend they are always adhered to.



**1 ATM (10 metres)**

Safe to wear your watch while washing your hands with tap water



**15 ATM (150 metres)**

Safe to use while snorkelling in open water



**100 ATM (1000 metres)**

Professional deep sea diving



**3 ATM (30 metres)**

Washing your car and/or general hose pipe usage



**30 ATM (300 metres)**

Ideal for experienced divers and those practising scuba-diving



**5 ATM (50 metres)**

Water resistant to most household shower units



**60 ATM (600 metres)**

Professional divers, experiencing prolonged exposure underwater

## 60|60 Guarantee

Your watch is constructed from the finest components and materials available including one of Switzerland's finest mechanical movements. As with all watches of this quality, with the right care and attention, your new Christopher Ward watch has the potential to become an heirloom piece giving further joy to future generations.

It's for this reason we have created our industry leading approach to after-sales care, starting with our famous 60|60 Guarantee which remains the most comprehensive guarantee in the world of watchmaking.

### **60 Day Free Returns**

Our success depends on you being completely happy with your new Christopher Ward watch. You have up to 60 days from despatch to return your watch, with free shipping, and receive a replacement or full refund, for which the watch must be in perfect, unworn condition and accompanied by all its original packaging and paperwork.

### **60 Month Movement Guarantee**

Your watch has a top-quality precision engineered Swiss movement – but if it develops a movement fault within 5 years, and has been serviced by us at the recommended interval (within a maximum of 4 years from date of despatch), we will repair it for free under warranty. Not all mechanical problems or quartz battery replacements are

considered movement faults and your watch will need to be sent to us for diagnosis and service history checks, before processing a repair under warranty.

### **Servicing and Repairs - the Christopher Ward way...**

Our innovative approach to service and repair means that having your watch attended to doesn't mean months of waiting followed by an exorbitant bill. We have developed a quick, easy and affordable expert service and repairs process that doesn't cost the earth and has the watch back where it belongs – on your wrist – in reasonable time.

**We recommend you service your watch at intervals of 3-4 years** to keep it in peak condition and to maintain your **60 month guarantee**. If your watch develops an issue within 60 months of despatch, we will first check its service history before progressing a repair. If you have not had your watch serviced at the recommended interval, we will not cover the cost of the repair under warranty, and will recommend a maintenance service in addition to any repair work due.

**[christopherward.co.uk/cservices/60-60-guarantee](http://christopherward.co.uk/cservices/60-60-guarantee)**



## Keeping in touch with Christopher Ward

From small beginnings just 15 years ago (our first workshop was actually a refurbished chicken shed!), Christopher Ward has won a worldwide following and can justifiably claim to manufacture the most affordable luxury watches in the world. For many, the philosophy behind the brand, of trying to put luxury watches within the reach of everyone, is as smart as the watches themselves. The very open approach of the business sees Chris, Mike and Peter, as well as the rest of the team, spending lots of time communicating

personally with customers – listening to feedback which helps us continually improve as we grow. As the owner of a Christopher Ward watch, if you ever need to get hold of us we are at your service. There is always something new on our website, across our social media communities and on the Christopher Ward Forum – informative and fun, these are the best places to join the conversation about the latest new releases, news and offers in the world of Christopher Ward.

**Head Office**

1 Park Street, Maidenhead,  
Berkshire SL6 1SL  
United Kingdom

**Customer Services**

UK: +44 (0)1628 763040

USA: 1.877.226.8224

[customerservices@christopherward.co.uk](mailto:customerservices@christopherward.co.uk)

[technical@christopherward.co.uk](mailto:technical@christopherward.co.uk)

[christopherward.co.uk](http://christopherward.co.uk)

