

Time on your side...

Your Christopher Ward watch has been designed and engineered by experts to ensure not only precise timekeeping, but also to give you a sense of pride whenever you wear it.

You've made an investment, a good one, and the aim of this handbook is to help you make the most of it during what I hope will be a lifetime of ownership.



Christopher Ward

Contents

C1 Grand Malvern Small Second	2-3
Technical information	4-5
How to operate your C1 Grand Malvern Small Second	6-10
Our watch care programme	11
Keeping in touch	12

C1 Grand Malvern Small Second

Taking the modern cues of our premium dress collection and building upon them, the C1 Grand Malvern Small Second is an ambitious reimagination of the traditional small second aesthetic.

Want to strike up a lively conversation? Simply ask a watch fanatic about what constitutes a small second watch. Answers may vary from person to person, although the general consensus falls around the use of roman numerals and a smaller case size (again, dress watches and case sizes can be an obstinate subject).



While the Small Second fulfils the latter thanks to its 40.5mm Grand Malvern case, it rejects the former entirely, and chooses to tread its own distinctive path instead. This is dial design on a minimalist scale, with all indexes and numerals printed onto its opalin white surface; blued hands, including on the small second subdial at 6 o'clock, provide the only moments of colour. Its design is thoughtful and subversive, out-minimising the understated dials that many perceive to be a hallmark of classic small second watches.

Inside the Small Second, a hand-wound version of Calibre SH21 ensures timekeeping of the utmost consistency. Revered for its twin barrels – capable of providing 120 hours, or five days' worth, of timekeeping off a single full charge – we have stripped away SH21's bridge to better reveal its inner workings. If you can somehow tear your eyes away from the Small Second's beautifully minimalist dial, the twin flag engraving to Calibre SH21, plus its hypnotic balance wheel, will keep your eyes occupied for just as long – this is horology at its most beautiful.



Technical information

Features

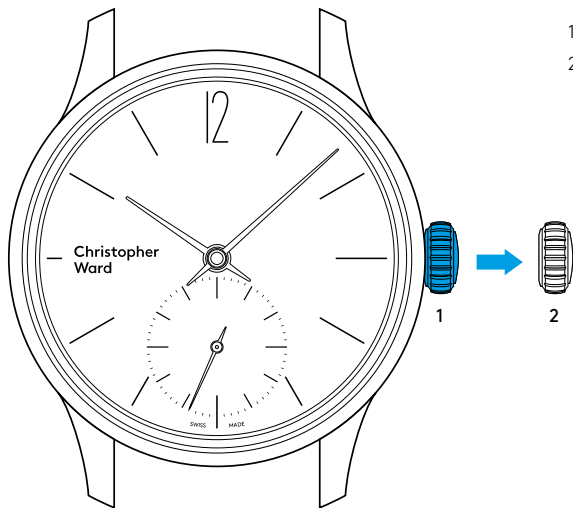
- Swiss made
- COSC certified in-house movement
- 27 jewel hand wound mechanical movement
- 120 hour power reserve
- Unique twin-flag engraving over 'Colimaçoné' finish on the rotor
- Push-down crown with twin flag motif
- Anti-reflective domed sapphire crystal
- Curved hour, minute and small second hands
- Domed opalin dial
- Exhibition backplate with unique engraved serial number
- Italian Shell Cordovan strap with Bader deployment or 'Milanese' mesh bracelet

Technical

Diameter:	40.5mm
Height:	11.65mm
Weight:	56g
Calibre:	SH21 hand wound Chronometer
Case:	316L stainless steel
Water Resistance:	3 ATM (30 metres)
Vibrations:	28,800 per hour (4Hz)
Timing tolerance:	-4/+6 secs per day
Lug to lug:	48.55mm
Strap:	20mm



Setting the time/date



1. Manual winding
2. Time setting

The crown should sit flush to the case (position 1) in order to maintain water resistance. To re-power the watch after a period of non-use, simply wind the crown in a clockwise direction.

- For setting the time pull gently into position 2 and turn clockwise to advance the time. For precise time setting it is recommended to pass beyond the desired minute and to set the hand backwards.
- Push the crown back to position 1.

PLEASE NOTE: Take care not to overwind the crown past the point of resistance as it will damage the movement.

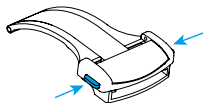
Straps and bracelets

As you would expect, we place as much emphasis on the quality of our straps and bracelets as we do our watches. We only use the finest leathers for our straps. Similarly, we only use the finest metals in the construction of our bracelets, all of which are precision engineered for durability, efficiency and comfort.

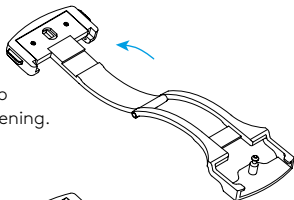
The following guidelines explain how easy it is to use and adjust your Christopher Ward strap.

Leather strap with Bader deployment

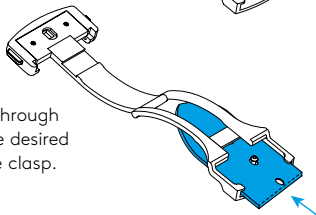
1.
Press to release.



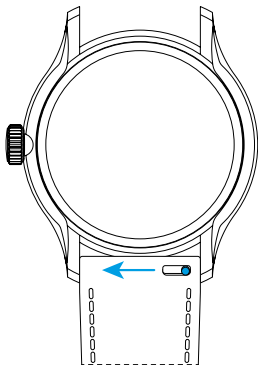
2.
Pull open the clasp
and locate the opening.



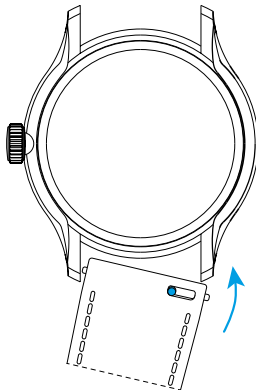
3.
Thread the strap through
the opening to the desired
position. Close the clasp.



Using the quick-release pins on your strap



1. Locate the quick-release pin on your strap.
Pull the pin to the side to detach your strap.



2. To reattach your strap, align the pins to the lug holes and click the strap into position.
Repeat for the other side.

Water resistance

Although your watch has been through vigorous static pressure testing, it is worth remembering that there are many variables that can affect the water resistance of your watch.

For instance, arm movements during swimming and the sudden impact of diving and water sports will drastically increase the pressure the watch is under. Wearing your watch in the bath, shower, or sauna can also have an effect as a rapid increase in temperature can cause seals to expand and in extreme cases, malfunction or create condensation.

For these reasons, the water resistance rating of your watch (as shown) should only ever be considered a guideline and we strongly recommend they are always adhered to.



1 ATM (10 metres)

Safe to wear your watch while washing your hands with tap water.



3 ATM (30 metres)

Washing your car and/or general hose pipe usage.



5 ATM (50 metres)

Water resistant to most household shower units.



15 ATM (150 metres)

Safe to use while snorkelling in open water.



30 ATM (300 metres)

Ideal for experienced divers and those practising scuba-diving.



60 ATM (600 metres)

Professional divers, experiencing prolonged exposure underwater.



100 ATM (1000 metres)

Professional deep sea diving.

Our watch care programme

Your watch is constructed from the finest components and materials available including one of Switzerland's finest mechanical movements. As with all watches of this quality, with the right care and attention, your new Christopher Ward watch has the potential to become an heirloom piece giving further joy to future generations. It's for this reason we have created our industry leading approach to after-sales care, starting with our famous 60|60 Guarantee which remains the most comprehensive guarantee in the world of watchmaking.

Visit our website for more details about our 60|60 Guarantee and Service and Repair Programme.

60|60 Guarantee

1. 60 Day free returns

Our success depends on you being completely happy with your new Christopher Ward watch. You have up to 60 days to return your watch, absolutely free of charge, and receive a replacement or full refund by return – so long as it has not been worn and is returned in perfect condition.

2. 60 Month movement guarantee

Your watch, at its heart, has a top quality precision engineered Swiss movement – so it's very unlikely to give you problems with the minimum amount of care and attention, including a regular service. We recommend you return your watch to us every 3/4 years for a service, so our expert technicians can keep your fine timepiece in peak condition.

Servicing and repairs...the Christopher Ward way...

Our innovative approach to servicing and repairing your Christopher Ward watch means that having your watch serviced or repaired doesn't mean months of waiting followed by an exorbitant bill – which is more or less the experience guaranteed by every other luxury watch brand. We have developed an easy, quick and affordable expert service and repairs programme that doesn't cost the earth and has your watch back where it belongs – on your wrist – in double-quick time.

Keeping in touch with Christopher Ward

From small beginnings just a few short years ago (our first workshop was actually a refurbished chicken shed!), Christopher Ward has won a worldwide following for his eponymous watch brand and can justifiably claim to manufacture the most affordable luxury watches in the world.

For many, the philosophy behind the brand, of trying to put luxury watches within the reach of everyone, is as attractive as the watches themselves, as is the very open approach of the business which means that Chris and the team spend a lot of time communicating personally with our customers – many of whom have become friends.

As the owner of a Christopher Ward watch, if ever you need to get hold of us we are at your service. We have listed some useful contact details on the back cover.

There is also always something new going on at our website at **www.christopherward.co.uk** and, if you haven't already discovered the independent forum dedicated to our brand at **www.christopherwardforum.com** we would recommend a visit. Informative and fun, it's a great place to hear the unexpurgated view of Christopher Ward.