

# C3 Grand Tourer

Owner's Handbook



## Time on your side

Your Christopher Ward watch has been designed in Britain and engineered in Switzerland by highly talented craftspeople. This ensures not only accurate and precise timekeeping, but also brings a real pride of ownership that only watches of the highest quality standards can hope to deliver.

You have made an investment, a good one, and the aim of this manual is to help you make the most of that investment in what we hope will be a lifetime of ownership.

Chris, Mike and Peter  
(Co-founders)



### C3 Grand Tourer

With the C3 Grand Tourer, Christopher Ward has come full circle. Launched alongside Christopher Ward back in 2005, the C3 Malvern Chronograph was a dress watch with a distinctly sporty aesthetic – one influenced by the vintage Aston Martin dashboards co-founders Chris Ward and Mike France observed when designing the company's first chronograph. As one of our first releases, it also served a loftier purpose by introducing the world to our commitment of bringing premium watches to as wide an audience as possible.

The C3 Grand Tourer revisits the original C3's automotive cues, and then builds upon them with an experience and assurance gained over the years since we launched our first chronograph. Despite introducing a premium-level case design and the piston-inspired pushers introduced in its Mk III successor, the Grand Tourer remains

true to that original ethos of providing the best possible value at this level.

The detail alone present on the dial achieves this aim. Available in two eye-catching finishes – one a silver-white with azzuré sub-dial details, the other a vintage blue complemented by silver-white sub-dials and Old Radium Super-LumiNova® numerals – applied Arabic numerals and dot markers add depth, with a printed tachymeter and minute markers ensure legibility and practicality.

When you factor in the C3 shares a case design with our premium Grand Malvern dress collection, you gain further understanding of our no-stone-unturned approach to creating a watch that, like any vintage sportscar, emanates a quiet, head-turning confidence. Not everybody has the opportunity to own a coupé from the 1950s – but the C3 Grand Tourer may just be the next best thing.

## Features

- Swiss made
- 10 jewel quartz chronograph movement
- Hour, minute, small second, central stop second (1/1 sec), 30 minute counter
- Date window
- Marine grade stainless steel case with brushed and polished facets
- Push-down crown with twin flag motif, two pushers to operate subdials
- Bi-compax dial layout with extra matte sub-dials
- Brushed, polished and curved hour, minute and central second hands
- Anti-reflective double curve top sapphire crystal
- Snap case back with unique twin-flag engraving with unique engraved serial number

### Technical Information

Calibre	<b>Ronda 5021.D</b>
Case	<b>316L stainless steel</b>
Diameter	<b>39mm</b>
Height	<b>10.8mm</b>
Lug to lug	<b>45.8mm</b>
Weight	<b>46g</b>
Water resistance	<b>3 ATM (30 metres)</b>
Timing tolerance	<b>-10/+20 seconds per day</b>
Strap width	<b>20mm</b>



## Setting the time and date

The crown should sit flush to the case (position **1**) in order to maintain water resistance.

- For rapid date correction pull gently into position **2** and turn in a clockwise direction
- For setting the time pull gently into position **3** and turn clockwise to advance the time.
- For precise time setting it is recommended to pass beyond the desired minute and to set the hand backwards. Push the crown back to position **1**.



**1.** Manual winding

**2.** Date setting

**3.** Time setting



**PLEASE NOTE:** Date correction should not be carried out between 20.00 hr and 02.00 hr as the watch gearing will already be aligning itself to change the date. The crown should always be pushed in after adjustment, and it is best to do so from position **3** to avoid advancing beyond the desired date.

## Using the chronograph

### START

Press push-button A to start timing.

PLEASE NOTE: Before starting the time, reset the chronograph hands to their original position. See the Reset section to set the counters to zero.



### STOP

To stop the timing, press push-button A once more and read the two chronograph counters, for example: 10 mins / 8 seconds.





## How to operate your C3 Grand Tourer

### RESTART/STOP

To restart the timing, press push-button A again (timing is resumed).

To stop timing press push-button A and read the two chronograph counters: 20 mins / 20 seconds



### RESET

To reset the timing, press push-button B (The two chronograph hands will be reset to their zero positions).



## Adjusting chronograph hands to zero position

**Example:** One or both chronograph hands are not in their correct zero position and have to be adjusted (e.g. following a battery change).

Pull out the crown to position **3** (both chronograph hands are in their correct or incorrect zero position).

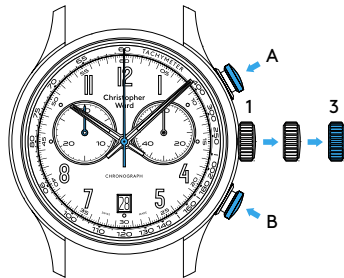
Keep push-buttons A and B depressed simultaneously for at least 2 seconds (the centre stop-second rotates by 360°, corrective mode is activated).

### Adjusting the second counter hand

Single step	A	1 x short
Continuous	A	long

### Adjusting the minute counter

Press push-button B to change adjustment to the minute counter and then use push-button A to adjust. When correct, return the crown to position 1.

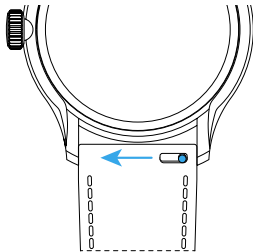


## Straps and bracelets

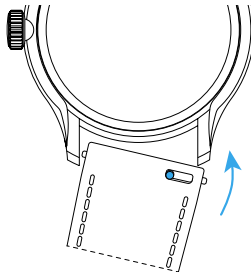
As you would expect, we place as much emphasis on the quality of our straps and bracelets as we do our watches. We only use the finest materials in our straps, with quick-release pins also included for your convenience.

The following guidelines explain how easy it is to use, adjust and replace your Christopher Ward strap.

### Using the quick-release pins on your strap



1. Locate the quick-release pin on your strap. Pull the pin to the side to detach your strap.



2. To reattach your strap, align the pins to the lug holes and click the strap into position. Repeat for the other side.



## Water resistance

Although your watch has been through vigorous static pressure testing, it is worth remembering that there are many variables that can affect the water resistance of your watch. For instance, arm movements during swimming and the sudden impact of diving and water sports will drastically increase the pressure the watch is under.

Wearing your watch in the bath, shower, or sauna can also have an effect as a rapid increase in temperature can cause seals to expand and in extreme cases, malfunction or create condensation.

For these reasons, the water resistance rating of your watch (as shown) should only ever be considered a guideline and we strongly recommend they are always adhered to.



**1 ATM (10 metres)**

Safe to wear your watch while washing your hands with tap water



**15 ATM (150 metres)**

Safe to use while snorkelling in open water



**100 ATM (1000 metres)**

Professional deep sea diving



**3 ATM (30 metres)**

Washing your car and/or general hose pipe usage



**30 ATM (300 metres)**

Ideal for experienced divers and those practising scuba-diving



**5 ATM (50 metres)**

Water resistant to most household shower units



**60 ATM (600 metres)**

Professional divers, experiencing prolonged exposure underwater

## 60|60 Guarantee

Your watch is constructed from the finest components and materials available including one of Switzerland's finest mechanical movements. As with all watches of this quality, with the right care and attention, your new Christopher Ward watch has the potential to become an heirloom piece giving further joy to future generations.

It's for this reason we have created our industry leading approach to after-sales care, starting with our famous 60|60 Guarantee which remains the most comprehensive guarantee in the world of watchmaking.

### **60 Day Free Returns**

Our success depends on you being completely happy with your new Christopher Ward watch. You have up to 60 days from despatch to return your watch, with free shipping, and receive a replacement or full refund, for which the watch must be in perfect, unworn condition and accompanied by all its original packaging and paperwork.

### **60 Month Movement Guarantee**

Your watch has a top-quality precision engineered Swiss movement – but if it develops a movement fault within 5 years, and has been serviced by us at the recommended interval (within a maximum of 4 years from date of despatch), we will repair it for free under warranty. Not all mechanical problems or quartz battery replacements are

considered movement faults and your watch will need to be sent to us for diagnosis and service history checks, before processing a repair under warranty.

### **Servicing and Repairs - the Christopher Ward way...**

Our innovative approach to service and repair means that having your watch attended to doesn't mean months of waiting followed by an exorbitant bill. We have developed a quick, easy and affordable expert service and repairs process that doesn't cost the earth and has the watch back where it belongs – on your wrist – in reasonable time.

**We recommend you service your watch at intervals of 3-4 years** to keep it in peak condition and to maintain your **60 month guarantee**. If your watch develops an issue within 60 months of despatch, we will first check its service history before progressing a repair. If you have not had your watch serviced at the recommended interval, we will not cover the cost of the repair under warranty, and will recommend a maintenance service in addition to any repair work due.

**[christopherward.co.uk/cservices/60-60-guarantee](http://christopherward.co.uk/cservices/60-60-guarantee)**



## Keeping in touch with Christopher Ward

From small beginnings just 15 years ago (our first workshop was actually a refurbished chicken shed!), Christopher Ward has won a worldwide following and can justifiably claim to manufacture the most affordable luxury watches in the world. For many, the philosophy behind the brand, of trying to put luxury watches within the reach of everyone, is as smart as the watches themselves. The very open approach of the business sees Chris, Mike and Peter, as well as the rest of the team, spending lots of time communicating

personally with customers – listening to feedback which helps us continually improve as we grow. As the owner of a Christopher Ward watch, if you ever need to get hold of us we are at your service. There is always something new on our website, across our social media communities and on the Christopher Ward Forum – informative and fun, these are the best places to join the conversation about the latest new releases, news and offers in the world of Christopher Ward.

### **Head Office**

1 Park Street, Maidenhead,  
Berkshire SL6 1SL  
United Kingdom

### **Customer Services**

UK: +44 (0)1628 763040

USA: 1.877.226.8224

[customerservices@christopherward.co.uk](mailto:customerservices@christopherward.co.uk)

[technical@christopherward.co.uk](mailto:technical@christopherward.co.uk)

**[christopherward.co.uk](http://christopherward.co.uk)**