

C60 Abyss GMT

Owner's Handbook

 Christopher
Ward

Time on your side

Your Christopher Ward watch has been designed in Britain and engineered in Switzerland by highly talented craftspeople. This ensures not only accurate and precise timekeeping, but also brings a real pride of ownership that only watches of the highest quality standards can hope to deliver.

You have made an investment, a good one, and the aim of this manual is to help you make the most of that investment in what we hope will be a lifetime of ownership.

Mike France
CEO & co-founder



C60 Abyss GMT

Travel has always been an inspiration to watchmakers.

And your C60 Abyss GMT is proof of that.

GMT watches were created in the 1950s to enable long-haul pilots to monitor their 'home' timezone by using a fourth 'GMT' hand with a 24-hour bezel. They've been a favourite movement ever since.

But the C60 Abyss GMT is no ordinary GMT. While its four-handed dial follows the original template, everything about its design is different.

The matte-black and tungsten-brushed bezel is textured and subtle. The glossy red fourth hand is like a beacon against the monochrome dial. And the light-catcher case – with its DLC (diamond-like carbon) and gunmetal elements – is pure mood music for your wrist.

You don't need us to tell you the appeal of the C60 Abyss GMT – after all, you've bought it – but we can say one thing: you've bought an exceptional and unique timing instrument.

Features

- Swiss made
- 25 jewel self-winding mechanical movement
- 42-hour power reserve
- Anti-shock system
- Brushed and polished marine-grade stainless steel case with gunmetal middle case and black DLC bezel and caseback
- Embossed screw-down crown
- Screw-down deep-stamped 3D backplate
- Bidirectional 24-hour steel bezel
- Unique engraved serial number
- Central hacking seconds
- Date calendar
- Dual-time GMT function
- Matte dial with 'twin flags' motif finished at 12 o'clock
- Top-brushed indexes with diamond polished facets
- Brushed and polished hands
- Signature Trident counter-balance on seconds hand
- Super-LumiNova® black BL (Blue Glow) hands, indexes and bezel
- Eco-friendly luxury presentation case and owner's handbook

Technical Information

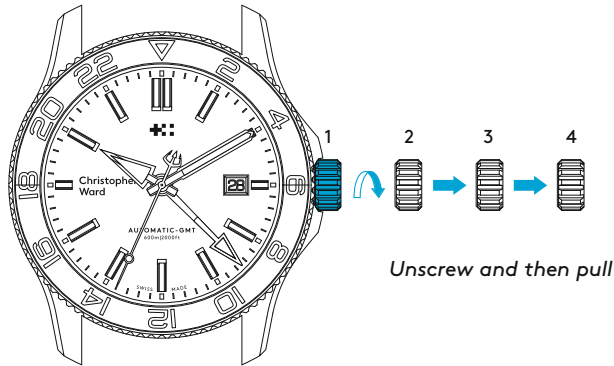
Calibre	Sellita SW330
Case	Stainless steel
Diameter	42mm
Weight	95g
Water resistance	60 ATM (600 metres)
Vibrations	28,800 per hour
Timing tolerance	-20/+20 seconds per day
Lug to lug	49.3mm
Strap	22mm



Setting the time, date and GMT hand

For a superior water resistance your crown is of the screw-down type. The crown should sit flush to the case (position **1**) in order to maintain water resistance.

- First unscrew the crown anti-clockwise from the case to position **2** for winding in power. Wind in a clockwise direction to re-power the watch. Your C60 Abyss GMT has a maximum power reserve of 42 hours when fully wound. Normal wearing will allow the rotor to start re-powering the watch over time after putting on your wrist.
- Pull gently into position **3**. For rapid date correction, turn in an anti-clockwise direction. To set the GMT hand, turn the crown clockwise and rotate the hand until you have reached the desired time indication. The GMT hand moves in one-hour increments.
- Pull gently into position **4**. This position is used for handsetting and stopping of the seconds hand. For precise time setting it is recommended to pass beyond the desired minute and to set the hand backwards.



1. Crown screw-down position
2. Manual winding
3. Date/GMT setting
4. Time setting

PLEASE NOTE:

*Date correction should not be carried out between 20.00 hr and 02.00 hr as the watch gearing will already be aligning itself to change the date. The crown should always be pushed in after adjustment, and it is best to do so from position **3** to avoid advancing beyond the desired date. You must always ensure the crown is fully tightened before any use in water.*

Using the GMT hand for travel

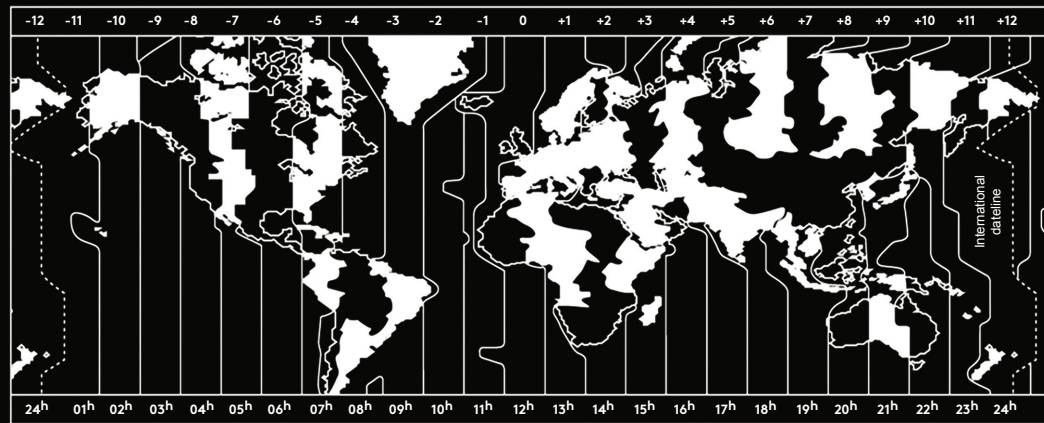
Set the time in your new destination by pulling the crown into position **4** and move the hour/ minute hands until they indicate the desired time.

Push crown into position **3** and wind, clockwise, the GMT hand around the 24-hour scale on the bezel until you have the right time at home. E.g. If you're travelling from London at 12.10 to New York, you would turn the hour/minute hands to 7.10 (New York time is five hours behind London) and wind the GMT hand around to the 12.10 position.

Once set, it means that, for example, you can gauge the time to ring your friends and family without waking them in the middle of the night.

PLEASE NOTE:

The table opposite can be used to determine the appropriate time zone when setting the hour/minute hands.



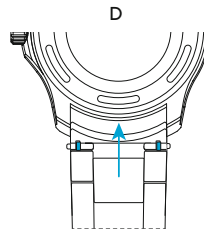
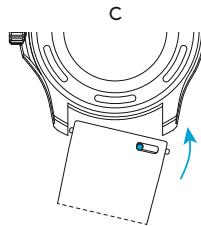
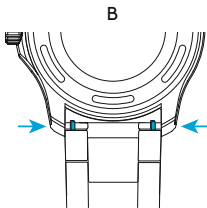
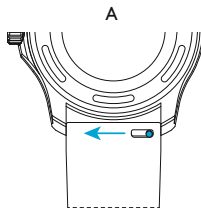
Straps and bracelets

As you would expect, we place as much emphasis on the quality of our straps and bracelets as we do our watches. We only use the finest materials in our straps, with quick-release pins also included for your convenience.

The following guidelines explain how easy it is to use, adjust and replace your Christopher Ward strap or bracelet.

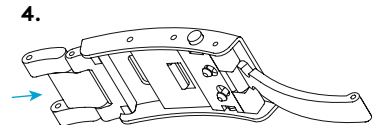
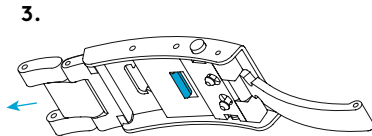
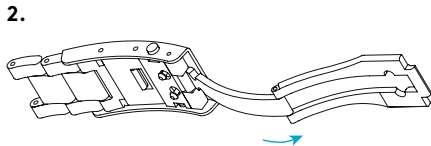
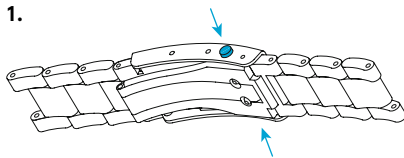
Using the quick-release pins on your strap/bracelet

1. Locate the quick-release pin (or pins) on your strap (A) or bracelet (B). Pull the pin(s) inwards to detach.
2. To reattach your strap (C) or bracelet (D), pull the pin(s) inwards, and align the spring bars so that they click securely into the lug holes on each side.



How to use the micro adjustment on your bracelet

1. Press buttons to release.
2. Pull open the clasp.
3. There are five micro adjustment positions, which allows for a maximum extension of 8.4mm. To extend, pull the lever to unlock and simultaneously pull on the bracelet into the desired position.
4. To shorten, simply push the bracelet back into the clasp.



Water resistance

Although your watch has been through vigorous static pressure testing, it is worth remembering that there are many variables that can affect the water resistance of your watch. For instance, arm movements during swimming and the sudden impact of diving and water sports will drastically increase the pressure the watch is under.

Wearing your watch in the bath, shower, or sauna can also have an effect as a rapid increase in temperature can cause seals to expand and in extreme cases, malfunction or create condensation.

For these reasons, the water resistance rating of your watch (as shown) should only ever be considered a guideline and we strongly recommend they are always adhered to.



1 ATM (10 metres)

Safe to wear your watch while washing your hands with tap water



15 ATM (150 metres)

Safe to use while snorkelling in open water



100 ATM (1000 metres)

Professional deep sea diving



3 ATM (30 metres)

Washing your car and/or general hose pipe usage



30 ATM (300 metres)

Ideal for experienced divers and those practising scuba-diving



5 ATM (50 metres)

Water resistant to most household shower units



60 ATM (600 metres)

Professional divers, experiencing prolonged exposure underwater

60|60 Guarantee

Your watch is constructed from the finest components and materials available including one of Switzerland's finest mechanical movements. As with all watches of this quality, with the right care and attention, your new Christopher Ward watch has the potential to become an heirloom piece giving further joy to future generations.

It's for this reason we have created our industry leading approach to after-sales care, starting with our famous 60|60 Guarantee which remains the most comprehensive guarantee in the world of watchmaking.

60 Day Free Returns

Our success depends on you being completely happy with your new Christopher Ward watch. You have up to 60 days from despatch to return your watch, with free shipping, and receive a replacement or full refund, for which the watch must be in perfect, unworn condition and accompanied by all its original packaging and paperwork.

60 Month Movement Guarantee

Your watch has a top-quality precision engineered Swiss movement – but if it develops a movement fault within 5 years, and has been serviced by us at the recommended interval (within a maximum of 4 years from date of despatch), we will repair it for free under warranty. Not all mechanical problems or quartz battery replacements are

considered movement faults and your watch will need to be sent to us for diagnosis and service history checks, before processing a repair under warranty.

Servicing and Repairs - the Christopher Ward way...

Our innovative approach to service and repair means that having your watch attended to doesn't mean months of waiting followed by an exorbitant bill. We have developed a quick, easy and affordable expert service and repairs process that doesn't cost the earth and has the watch back where it belongs – on your wrist – in reasonable time.

We recommend you service your watch at intervals of 3-4 years to keep it in peak condition and to maintain your **60 month guarantee**. If your watch develops an issue within 60 months of despatch, we will first check its service history before progressing a repair. If you have not had your watch serviced at the recommended interval, we will not cover the cost of the repair under warranty, and will recommend a maintenance service in addition to any repair work due.

PLEASE NOTE:

The 60|60 Guarantee does not cover accidental damage. Any service or repair by a third party retailer will void your 60|60 Guarantee. For more details, please visit our website.

Keeping in touch with Christopher Ward

From small beginnings just 15 years ago (our first workshop was actually a refurbished chicken shed!), Christopher Ward has won a worldwide following and can justifiably claim to manufacture the most affordable luxury watches in the world. For many, the philosophy behind the brand, of trying to put luxury watches within the reach of everyone, is as smart as the watches themselves. The very open approach of the business sees Chris, Mike and Peter, as well as the rest of the team, spending lots of time communicating

personally with customers – listening to feedback which helps us continually improve as we grow. As the owner of a Christopher Ward watch, if you ever need to get hold of us we are at your service. There is always something new on our website, across our social media communities and on the Christopher Ward Forum – informative and fun, these are the best places to join the conversation about the latest new releases, news and offers in the world of Christopher Ward.

Head office

1 Park Street, Maidenhead,
Berkshire SL6 1SL
United Kingdom

Customer support

UK and EU Tel: +44 (0)1628 763040
US Tel: +1 (877) 380 2288
ROW Tel: +1 (877) 380 2288
customerservices@christopherward.co.uk
technical@christopherward.co.uk

christopherward.com

