

C65 Super Compressor

Owner's Handbook


 Christopher
Ward

Time on your side

Your Christopher Ward watch has been designed in Britain and engineered in Switzerland by highly talented craftspeople. This ensures not only accurate and precise timekeeping, but also brings a real pride of ownership that only watches of the highest quality standards can hope to deliver.

You have made an investment, a good one, and the aim of this manual is to help you make the most of that investment in what we hope will be a lifetime of ownership.

Mike France
CEO & co-founder



C65 Super Compressor

It's not often you get to own a piece of watchmaking history.

But when you strap on the C65 Super Compressor, that's exactly what's happening.

The first super compressor mechanism was invented in the 1950s by case maker Ervin Piquerez to protect diving watches from the increased water pressure they faced as scuba divers went deeper. The apparatus used that pressure to force the watch's caseback against its O-ring gasket – boosting water-resistance with every metre descended.

In the 1970s, super compressors fell out of fashion. But now they're back – in an exceptional timepiece.

Your C65 Super Compressor is the first genuine super compressor diving watch in 50 years. Not only does its ingenious mechanism increase water-resistance the further you go down but the contemporary build quality and finishing is leagues ahead of the original models.

Turn it over, and the exhibition caseback – a first for a super compressor – shows you the all-important compression spring and diving-bell logo (the mark Ervin Piquerez used to denote authenticity).

So, whether you're a serious diver. Or just someone who appreciates the art of horology, your new timepiece brings together on-point retro style and watchmaking excellence in one unforgettable package.

Wear it in good health!

Features

- Swiss made
- 26 jewel self-winding mechanical movement
- 38 hour power reserve
- Twin-flag engraving over 'Colimaçoné' finish on the rotor
- Cushion shaped marine grade stainless steel case
- Screw-down exhibition caseback with aluminium anodised compression ring and divers helmet symbol
- Screw-down twin-flag stamped crown with sandblasted lower area and polished top
- Crosshatched crown with anodised aluminium outer ring
- Unique engraved serial number
- Internal rotating bezel (120 clicks)
- Anti-reflective glass box sapphire crystal
- Signature Trident counter-balance on seconds hand
- Super-LumiNova® Grade X1 GL C1-filled hands and indexes
- Eco-friendly luxury presentation case and owner's handbook

Technical Information

Calibre	Sellita SW200-1
Case	316L stainless steel
Diameter	41mm
Height	13.05mm
Lug to lug	47.12mm
Weight	72g
Water resistance	15 ATM (150 metres)
Vibrations	28,800 per hour (4 Hz)
Timing tolerance	-20/+20 seconds per day
Strap width	22mm



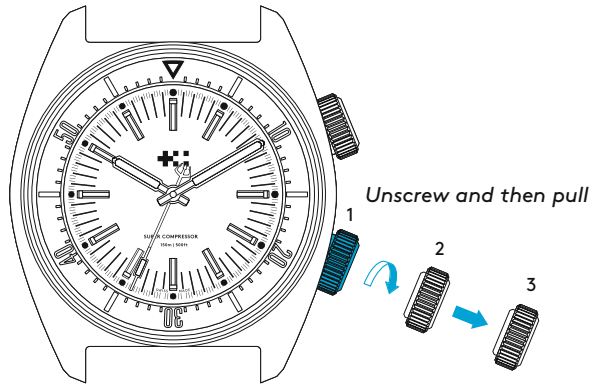
Setting the time

For a superior water resistance your crown is of the screw-down type. The crown should sit flush to the case (position **1**) in order to maintain water resistance.

- First unscrew the crown anti-clockwise from the case to position **2** for winding in power. Wind in a clockwise direction to re-power the watch. Your C65 Super Compressor has a maximum power reserve of 38 hours when fully wound. Normal wearing will allow the rotor to start re-powering the watch overtime after putting on your wrist. After a period of non-use we recommend that

you manually wind the watch at least 20 times to ensure there is sufficient power in the watch before the rotor maintains the power.

- Pull gently into position **3**. This position is used for handsetting and stopping of the seconds hand. For precise time setting it is recommended to pass beyond the desired minute and to set the hand backwards.



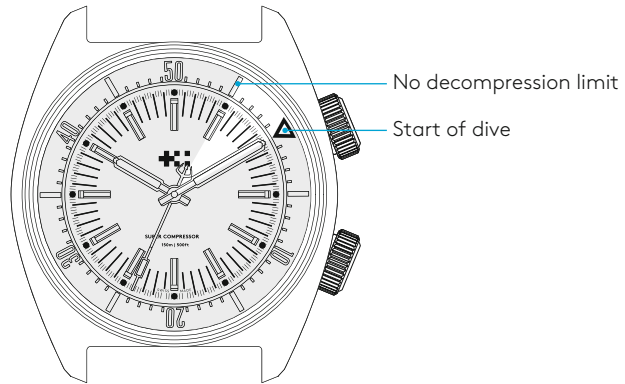
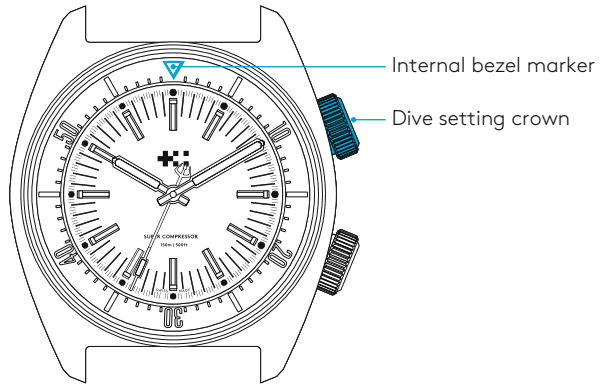
Diving with your watch

If using the internal bezel for a dive and let's say the recognised maximum "no-stop time" is 55 minutes, then in this example (shown right) the time at the surface immediately before the dive is 10.10am. However the bezel marker is at the 12.00 hr position.

- Move the internal bezel with the 2 o'clock crown anti-clockwise so that it aligns with the 10 minute position.
- You can now read that the 55 minute no decompression limit will occur at 5 minutes past the next hour.

PLEASE NOTE:

It is always useful and best practice to make a note on a dive slate before entering the water and to carry a set of dive tables should the dive plan change during the course of a dive. A safety stop for 3 to 5 minutes at 15ft is recommended at the end of all dives. A safety stop for 3 minutes at 15ft is required any time you come within 3 pressure groups of a no decompression limit, and for any dive to a depth of 100ft or deeper.



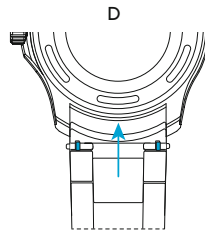
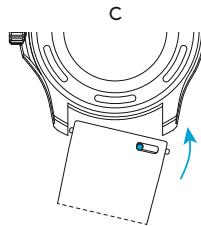
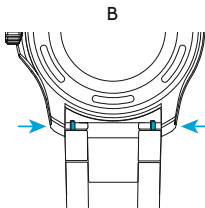
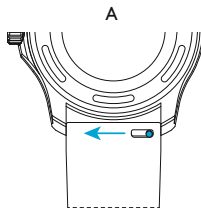
Straps and bracelets

As you would expect, we place as much emphasis on the quality of our straps and bracelets as we do our watches. We only use the finest materials in our straps, with quick-release pins also included for your convenience.

The following guidelines explain how easy it is to use, adjust and replace your Christopher Ward strap or bracelet.

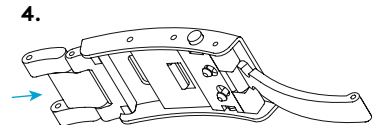
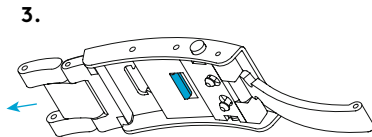
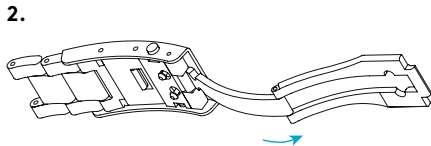
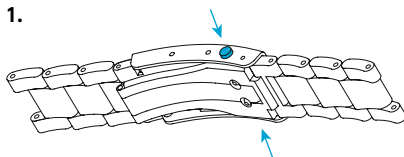
Using the quick-release pins on your strap/bracelet

1. Locate the quick-release pin (or pins) on your strap (A) or bracelet (B). Pull the pin(s) inwards to detach.
2. To reattach your strap (C) or bracelet (D), pull the pin(s) inwards, and align the spring bars so that they click securely into the lug holes on each side.



How to use the micro adjustment on your bracelet

1. Press buttons to release.
2. Pull open the clasp.
3. There are five micro adjustment positions, which allows for a maximum extension of 8.4mm. To extend, pull the lever to unlock and simultaneously pull on the bracelet into the desired position.
4. To shorten, simply push the bracelet back into the clasp.



Water resistance

Although your watch has been through vigorous static pressure testing, it is worth remembering that there are many variables that can affect the water resistance of your watch. For instance, arm movements during swimming and the sudden impact of diving and water sports will drastically increase the pressure the watch is under.

Wearing your watch in the bath, shower, or sauna can also have an effect as a rapid increase in temperature can cause seals to expand and in extreme cases, malfunction or create condensation.

For these reasons, the water resistance rating of your watch (as shown) should only ever be considered a guideline and we strongly recommend they are always adhered to.



1 ATM (10 metres)

Safe to wear your watch while washing your hands with tap water



15 ATM (150 metres)

Safe to use while snorkelling in open water



100 ATM (1000 metres)

Professional deep sea diving



3 ATM (30 metres)

Washing your car and/or general hose pipe usage



30 ATM (300 metres)

Ideal for experienced divers and those practising scuba-diving



5 ATM (50 metres)

Water resistant to most household shower units



60 ATM (600 metres)

Professional divers, experiencing prolonged exposure underwater

60|60 Guarantee

Your watch is constructed from the finest components and powered by a Swiss mechanical movement. As with all quality watches, with the right care and attention, your new timepiece has the potential to become an heirloom, giving joy to future generations.

It's for this reason we've created an industry-leading approach to after-sales care, starting with our famous 60|60 Guarantee – the most comprehensive warranty in watchmaking.

60-day free returns

We hope you'll be happy with your watch from the moment it arrives. However, if that's not the case you have 60 days to return it in perfect, unused condition (with all its accompanying paperwork) in order to receive a replacement or full refund.

60-month movement guarantee

Your watch is powered by a precision-engineered Swiss movement. In the rare event that your movement develops a fault within five years we'll repair it for free under warranty. Your watch will need to be sent to us for a full diagnosis before processing a repair under warranty. We will always keep you informed before carrying out any work.

Service and repairs: the Christopher Ward way

Our approach to service and repairs is about uncompromised quality and great value for money. The process, led by our expert technicians, won't cost the earth and will have the watch back on your wrist in reasonable time. We recommend you service your watch every three to four years to keep it in peak condition.

PLEASE NOTE:

The 60|60 Guarantee does not cover accidental damage. Any service or repair by a third-party retailer will void your 60|60 Guarantee. For more details, please visit our website.

Contact us

Keeping in touch with Christopher Ward

From humble beginnings in 2004 (our first workshop was a refurbished chicken shed!) Christopher Ward has won a global following – and can justifiably claim to make the most affordable luxury watches in the world.

For many of our fans, the philosophy of trying to put luxury watches within the reach of everyone, is as smart as the timepieces themselves. This open approach sees co-founders Mike France and

Peter Ellis communicate personally with customers and listen to their feedback. Something that helps us improve our offering to you. As the owner of a Christopher Ward watch, if you ever need to get hold of us we're at your service. And if you'd like to explore the CW world more, you can follow us on social media.



@ChristopherWardLondon



@ChrisWardLondon

Head office

1 Park Street, Maidenhead,
Berkshire SL6 1SL
United Kingdom

Customer support

UK and EU Tel: +44 (0)1628 763040
US Tel: +1 (877) 380 2288
ROW Tel: +1 (877) 380 2288
customerservices@christopherward.co.uk
technical@christopherward.co.uk

christopherward.com

