



# C60 Trident Ombré COSC Limited Edition

Owner's Handbook

 Christopher  
Ward

## Time on your side

Your Christopher Ward watch has been designed in Britain and engineered in Switzerland by highly talented craftspeople. This ensures not only accurate and precise timekeeping, but also brings a real pride of ownership that only watches of the highest quality standards can hope to deliver.

You have made an investment, a good one, and the aim of this manual is to help you make the most of that investment in what we hope will be a lifetime of ownership.

Chris, Mike and Peter  
(Co-founders)



### C60 Trident Ombré COSC Limited Edition

While Christopher Ward has experimented with the trend of 'Ombré' dials before, they'd all been made from bronze – until now.

The first 'Ombré' crafted from stainless steel, the C60 Trident Ombré COSC Limited Edition is a monochrome beauty. Deriving its name from the French term – Ombré meaning 'faded' – its steel dial transitions from a brushed grey in its centre to black at its edge. Each has then been delicately etched by hand, supplying every watch in this 300-piece limited run its own unique finish.

Its dial aside, the Ombré COSC represents another milestone for our dive series. The first addition to our Trident 3 family beyond the three lines unveiled at launch, the Ombré incorporates its many upgrades: there's our 'light-catcher' case, a design that mixes

arching lines with brushed and polished surfaces, creating a slimming effect on the wrist; there's also our new hand set and redesigned indexes, filled with Super-LumiNova® Grade X1 GL C1, the best possible lume we could secure. A brushed ceramic and fully tracked ceramic bezel may be a new variant, but its crisp operating action remains the same.

A watch dedicated to detail, the C60 Trident Ombré COSC Limited Edition offers the exciting possibility for you to own a Swiss-made chronometer that is completely one-of-a-kind. Even in the world of horology – an industry where watches of all shapes and sizes are assembled by hand – that is a rarity in itself!

## Features

- Swiss made
- Limited edition of 300 pieces
- Self-winding 26 jewel mechanical chronometer
- 38-hour power reserve
- Date calendar
- Central hacking seconds
- Anti-shock system
- Twin-flag engraving over 'Colimaçoné' finish on the rotor
- Brushed and polished marine-grade stainless steel case
- Embossed screw-in crown with improved internal threading
- Unidirectional brushed and fully tracked zirconia ceramic bezel
- 3.4mm anti-reflective sapphire crystal
- Steel Ombré finish dial with black varnish exterior
- Super-LumiNova Grade® X1 GL C1 hands, indexes and bezel
- Top-brushed indexes with diamond polished facets
- Sandblasted and polished hands
- Signature Trident counter-balance on seconds hand
- Screw-down deep-stamped 3D backplate
- Unique engraved serial number

### Technical Information

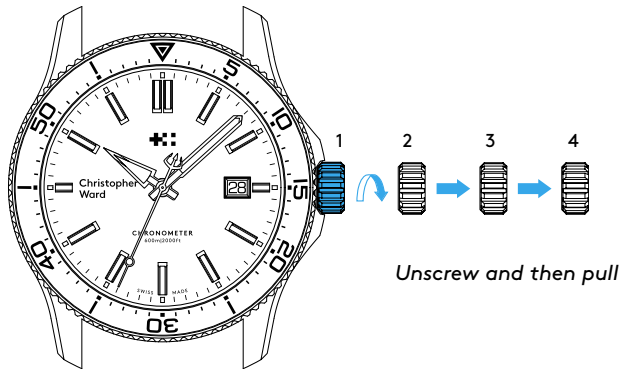
Calibre	<b>Sellita SW200 COSC</b>
Case	<b>316L stainless steel</b>
Diameter	<b>42mm</b>
Height	<b>13.4mm</b>
Lug to lug	<b>49.3mm</b>
Weight	<b>95g</b>
Water resistance	<b>60 ATM (600 metres)</b>
Vibrations	<b>28,800 per hour</b>
Timing tolerance	<b>-4/+6 seconds per day</b>
Strap width	<b>22mm</b>



## Setting the time and date

For a superior water resistance your crown is of the screw-in type. The crown should sit flush to the case (position **1**) in order to maintain water resistance.

- First unscrew the crown anti-clockwise from the case to position **2** for winding in power. Wind in a clockwise direction to re-power the watch. Your C60 Trident Ombré COSC has a maximum power reserve of 38 hours when fully wound. Normal wearing will allow the rotor to start re-powering the watch over time after putting on your wrist.
- Pull gently into position **3**. For rapid date correction, turn in a clockwise direction.
- Pull gently into position **4**. This position is used for handsetting and stopping of the seconds hand. For precise time setting it is recommended to pass beyond the desired minute and to set the hand backwards.



1. Crown screw-in position

2. Manual winding

3. Date setting

4. Time setting

**PLEASE NOTE:** Date correction should not be carried out between 20.00 hr and 02.00 hr as the watch gearing will already be aligning itself to change the date. The crown should always be pushed in after adjustment, and it is best to do so from position **3** to avoid advancing beyond the desired date. You must always ensure the crown is fully tightened before any use in water.



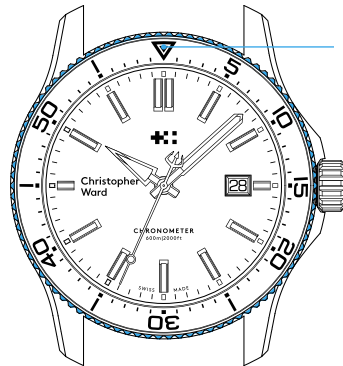
## Diving with your watch

If using the bezel for a dive and let's say the recognised maximum "no-stop time" is 55 minutes, then in this example (shown on page 9) the time at the surface immediately before the dive is 10.08am. However the bezel marker is at the 12.00 hr position.

- Move the bezel marker anti-clockwise so that it aligns with the 8 minute position.
- You can now read that the 55 minute no decompression limit will occur at 3 minutes past the next hour.

### **PLEASE NOTE:**

*It is always useful and best practice to make a note on a dive slate before entering the water and to carry a set of dive tables should the dive plan change during the course of a dive. A safety stop for 3 to 5 minutes at 15ft is recommended at the end of all dives. A safety stop for 3 minutes at 15ft is required any time you come within 3 pressure groups of a no decompression limit, and for any dive to a depth of 100ft or deeper.*



Bezel marker



No decompression limit

Start of dive

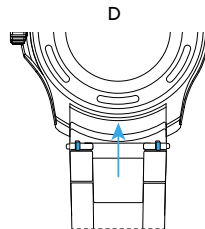
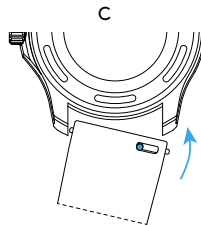
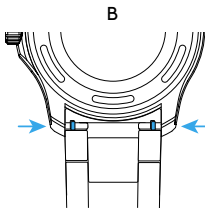
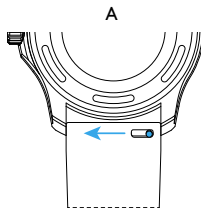
## Straps and bracelets

As you would expect, we place as much emphasis on the quality of our straps and bracelets as we do our watches. We only use the finest materials in our straps, with quick-release pins also included for your convenience.

The following guidelines explain how easy it is to use, adjust and replace your Christopher Ward strap or bracelet.

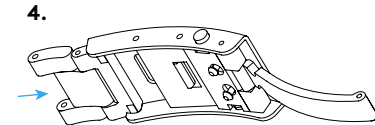
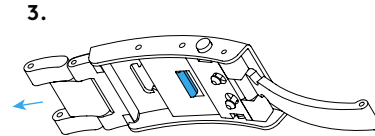
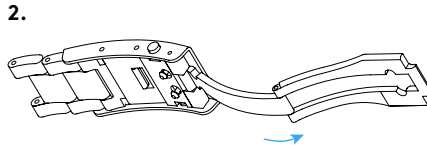
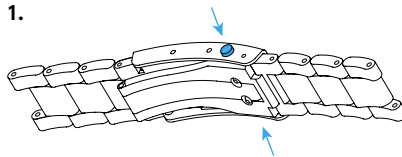
### Using the quick-release pins on your strap/bracelet

1. Locate the quick-release pin (or pins) on your strap (A) or bracelet (B). Pull the pin(s) inwards to detach.
2. To reattach your strap (C) or bracelet (D), pull the pin(s) inwards, and align the spring bars so that they click securely into the lug holes on each side.



## How to use the micro adjustment on your bracelet

1. Press buttons to release
2. Pull open the clasp
3. There are five micro adjustment positions, which allows for a maximum extension of 8.4mm. To extend, pull the lever to unlock and simultaneously pull on the bracelet into the desired position.
4. To shorten, simply push the bracelet back into the clasp.



## Water resistance

Although your watch has been through vigorous static pressure testing, it is worth remembering that there are many variables that can affect the water resistance of your watch. For instance, arm movements during swimming and the sudden impact of diving and water sports will drastically increase the pressure the watch is under.

Wearing your watch in the bath, shower, or sauna can also have an effect as a rapid increase in temperature can cause seals to expand and in extreme cases, malfunction or create condensation.

For these reasons, the water resistance rating of your watch (as shown) should only ever be considered a guideline and we strongly recommend they are always adhered to.



**1 ATM (10 metres)**

Safe to wear your watch while washing your hands with tap water



**15 ATM (150 metres)**

Safe to use while snorkelling in open water



**100 ATM (1000 metres)**

Professional deep sea diving



**3 ATM (30 metres)**

Washing your car and/or general hose pipe usage



**30 ATM (300 metres)**

Ideal for experienced divers and those practising scuba-diving



**5 ATM (50 metres)**

Water resistant to most household shower units



**60 ATM (600 metres)**

Professional divers, experiencing prolonged exposure underwater

## 60|60 Guarantee

Your watch is constructed from the finest components and materials available including one of Switzerland's finest mechanical movements. As with all watches of this quality, with the right care and attention, your new Christopher Ward watch has the potential to become an heirloom piece giving further joy to future generations.

It's for this reason we have created our industry leading approach to after-sales care, starting with our famous 60|60 Guarantee which remains the most comprehensive guarantee in the world of watchmaking.

### **60 Day Free Returns**

Our success depends on you being completely happy with your new Christopher Ward watch. You have up to 60 days from despatch to return your watch, with free shipping, and receive a replacement or full refund, for which the watch must be in perfect, unworn condition and accompanied by all its original packaging and paperwork.

### **60 Month Movement Guarantee**

Your watch has a top-quality precision engineered Swiss movement – but if it develops a movement fault within 5 years, and has been serviced by us at the recommended interval (within a maximum of 4 years from date of despatch), we will repair it for free under warranty. Not all mechanical problems or quartz battery replacements are

considered movement faults and your watch will need to be sent to us for diagnosis and service history checks, before processing a repair under warranty.

### **Servicing and Repairs - the Christopher Ward way...**

Our innovative approach to service and repair means that having your watch attended to doesn't mean months of waiting followed by an exorbitant bill. We have developed a quick, easy and affordable expert service and repairs process that doesn't cost the earth and has the watch back where it belongs – on your wrist – in reasonable time.

**We recommend you service your watch at intervals of 3-4 years** to keep it in peak condition and to maintain your **60 month guarantee**. If your watch develops an issue within 60 months of despatch, we will first check its service history before progressing a repair. If you have not had your watch serviced at the recommended interval, we will not cover the cost of the repair under warranty, and will recommend a maintenance service in addition to any repair work due.

**[christopherward.co.uk/cservices/60-60-guarantee](https://christopherward.co.uk/cservices/60-60-guarantee)**



## Keeping in touch with Christopher Ward

From small beginnings just 15 years ago (our first workshop was actually a refurbished chicken shed!), Christopher Ward has won a worldwide following and can justifiably claim to manufacture the most affordable luxury watches in the world. For many, the philosophy behind the brand, of trying to put luxury watches within the reach of everyone, is as smart as the watches themselves. The very open approach of the business sees Chris, Mike and Peter, as well as the rest of the team, spending lots of time communicating

personally with customers – listening to feedback which helps us continually improve as we grow. As the owner of a Christopher Ward watch, if you ever need to get hold of us we are at your service. There is always something new on our website, across our social media communities and on the Christopher Ward Forum – informative and fun, these are the best places to join the conversation about the latest new releases, news and offers in the world of Christopher Ward.

### **Head Office**

1 Park Street, Maidenhead,  
Berkshire SL6 1SL  
United Kingdom

### **Customer Services**

UK: +44 (0)1628 763040

USA: 1.877.226.8224

[customerservices@christopherward.co.uk](mailto:customerservices@christopherward.co.uk)

[technical@christopherward.co.uk](mailto:technical@christopherward.co.uk)

**[christopherward.co.uk](http://christopherward.co.uk)**