



C1 Grand Malvern
Jumping Hour

Owner's handbook

**Christopher
Ward**

Time on your side...

Your Christopher Ward watch has been designed and engineered by experts to ensure not only precise timekeeping, but also to give you a sense of pride whenever you wear it.

You've made an investment, a good one, and the aim of this handbook is to help you make the most of it during what I hope will be a lifetime of ownership.



Christopher Ward

Contents

C1 Grand Malvern Jumping Hour	2-3
Technical information	4-5
How to operate your C1 Jumping Hour	6-10
Our watch care programme	11
Keeping in touch	12

C1 Grand Malvern Jumping Hour

Since its introduction in 2011, the Jumping Hour has always been one of our most distinctive watches.

Its appeal is easy to explain: with a minute hand complimented by an hour wheel visible through an aperture at 12 o'clock, the essence of reading the time is stripped down to a beautifully simple level. For a range founded on the promise of offering interesting horological complications, it was only right for the Jumping Hour to become the next entry into our C1 Grand Malvern collection.

In joining our premium range, the Jumping Hour has undergone some changes: it has received our signature case design; a curved double-top sapphire crystal; a selection of premium finishes for the domed dial, plus a wide bevelled aperture at 12 that captures the light beautifully. These changes – developed by Senior Designer Adrian Buchmann – bring modern nuance to a design already celebrated for its minimalist charm.

However, appearances can deceive. Inside the C1, Johannes Jahnke's modification of an Sellita SW200-1 movement – known as Calibre JJ01 – has created one of the most accurate jumping hour complications available anywhere in the world. And therein lies the Jumping Hour's appeal: its design may be borne of English ideals, but its movement is the finest Swiss craftsmanship. The result is a watch that is as beautiful on the outside as it is innovative within.





Technical information

Features

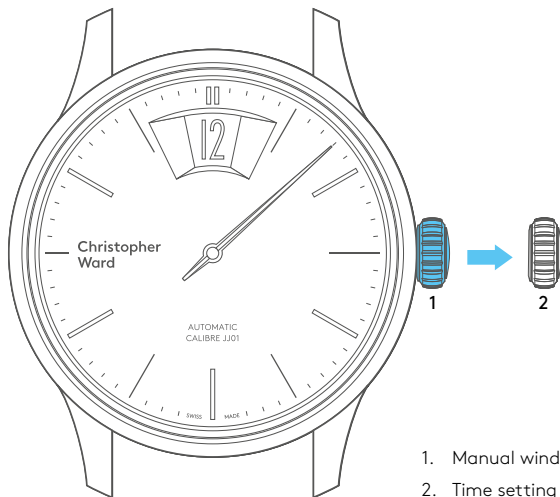
- Swiss made
- Bespoke 'Calibre JJ01' Jumping Hour module hand-built on Sellita SW 200-1 automatic movement
- Polished surgical-grade stainless steel case with brushed sides
- Push-down crown with twin flag motif
- Anti-reflective double curve top sapphire crystal
- Domed Opalin or Sunray finish dial
- Curved, multi-faceted brushed and polished steel and blued steel minute hand
- Screw-in exhibition case back with engraved serial number
- Italian Shell Cordovan strap with Bader deployment or 'Milanese' mesh bracelet
- Luxury presentation case and owner's handbook

Technical

Diameter:	40.5mm
Height:	12.65mm
Weight:	62g
Calibre:	Sellita SW 200-1 with bespoke Calibre JJ01 module
Case:	316L stainless steel
Water Resistance:	3 ATM (30 metres)
Vibrations:	28,800 per hour (4Hz)
Timing tolerance:	±15 secs per day
Lug to lug:	48.55mm
Strap:	20mm



Setting the time



The crown should sit flush to the case (position **1**) in order to maintain water resistance.

- To re-power the watch after a period of non-use, simply wind the crown in a clockwise direction.
- To set the time pull out the crown gently into position **2**. Turn the crown in a clockwise direction until you reach the correct time e.g. 10.08 hr. For precise time setting it is recommended you pass beyond the desired minute and to set the hand backwards.

1. Manual winding
2. Time setting



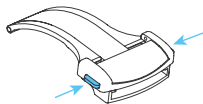
Straps and bracelets

As you would expect, we place as much emphasis on the quality of our straps and bracelets as we do our watches. We only use the finest leathers for our straps. Similarly, we only use the finest metals in the construction of our bracelets, all of which are precision engineered for durability, efficiency and comfort.

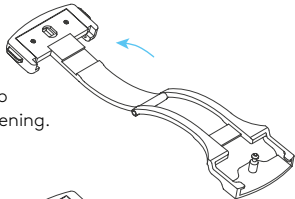
The following guidelines explain how easy it is to use and adjust your Christopher Ward strap.

Leather strap with Bader deployment

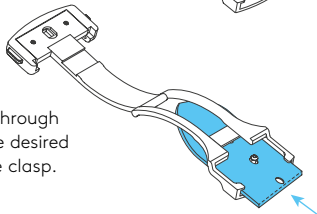
1.
Press to release.



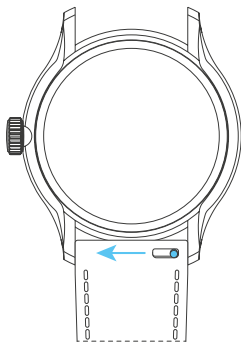
2.
Pull open the clasp
and locate the opening.



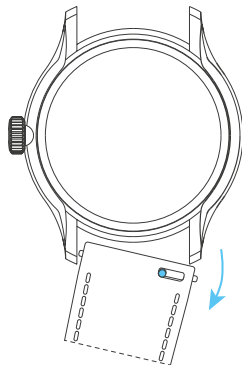
3.
Thread the strap through
the opening to the desired
position. Close the clasp.



Using the quick-release pins on your strap



1. Locate the quick-release pin on your strap.
Pull the pin to the side to detach your strap.



2. To reattach your strap, align the pins to the lug holes and click the strap into position.
Repeat for the other side.

Water resistance

Although your watch has been through vigorous static pressure testing, it is worth remembering that there are many variables that can affect the water resistance of your watch.

For instance, arm movements during swimming and the sudden impact of diving and water sports will drastically increase the pressure the watch is under. Wearing your watch in the bath, shower, or sauna can also have an effect as a rapid increase in temperature can cause seals to expand and in extreme cases, malfunction or create condensation.

For these reasons, the water resistance rating of your watch (as shown) should only ever be considered a guideline and we strongly recommend they are always adhered to.



1 ATM (10 metres)

Safe to wear your watch while washing your hands with tap water.



3 ATM (30 metres)

Washing your car and/or general hose pipe usage.



5 ATM (50 metres)

Water resistant to most household shower units.



15 ATM (150 metres)

Safe to use while snorkelling in open water.



30 ATM (300 metres)

Ideal for experienced divers and those practising scuba-diving.



50 ATM (500 metres)

Professional divers, experiencing prolonged exposure underwater.



100 ATM (1000 metres)

Professional deep sea diving.

Our watch care programme

Your watch is constructed from the finest components and materials available including one of Switzerland's finest mechanical movements. As with all watches of this quality, with the right care and attention, your new Christopher Ward watch has the potential to become an heirloom piece giving further joy to future generations. It's for this reason we have created our industry leading approach to after-sales care, starting with our famous 60|60 Guarantee which remains the most comprehensive guarantee in the world of watchmaking.

Visit our website for more details about our 60|60 Guarantee and Service and Repair Programme.

60|60 Guarantee

1. 60 Day free returns

Our success depends on you being completely happy with your new Christopher Ward watch. You have up to 60 days to return your watch, absolutely free of charge, and receive a replacement or full refund by return – so long as it has not been worn and is returned in box-perfect condition.

2. 60 Month movement guarantee

Your watch, at its heart, has a top quality precision engineered Swiss movement – so it's very unlikely to give you problems with the minimum amount of care and attention, including a regular service. We recommend you return your watch to us every 3/4 years for a service, so our expert technicians can keep your fine timepiece in peak condition.

Servicing and repairs...the Christopher Ward way...

Our innovative approach to servicing and repairing your Christopher Ward watch means that having your watch serviced or repaired doesn't mean months of waiting followed by an exorbitant bill – which is more or less the experience guaranteed by every other luxury watch brand. We have developed an easy, quick and affordable expert service and repairs programme that doesn't cost the earth and has your watch back where it belongs – on your wrist – in double-quick time.

Keeping in touch with Christopher Ward

From small beginnings just a few short years ago (our first workshop was actually a refurbished chicken shed!), Christopher Ward has won a worldwide following for his eponymous watch brand and can justifiably claim to manufacture the most affordable luxury watches in the world.

For many, the philosophy behind the brand, of trying to put luxury watches within the reach of everyone, is as attractive as the watches themselves, as is the very open approach of the business which means that Chris and the team spend a lot of time communicating personally with our customers – many of whom have become friends.

As the owner of a Christopher Ward watch, if ever you need to get hold of us we are at your service. We have listed some useful contact details on the back cover.

There is also always something new going on at our website at **www.christopherward.co.uk** and, if you haven't already discovered the independent forum dedicated to our brand at **www.christopherwardforum.com** we would recommend a visit. Informative and fun, it's a great place to hear the unexpurgated view of Christopher Ward.



Head Office

1 Park Street, Maidenhead,
Berkshire SL6 1SL
United Kingdom

Customer Services

UK: +44 (0)1628 763040
USA: +44 (0)1.877.226.8224
customerservices@christopherward.co.uk
technical@christopherward.co.uk

christopherward.co.uk