

C60 Trident Pro 300

Owner's Handbook



Time on your side

Your Christopher Ward watch has been designed in Britain and engineered in Switzerland by highly talented craftspeople. This ensures not only accurate and precise timekeeping, but also brings a real pride of ownership that only watches of the highest quality standards can hope to deliver.

You have made an investment, a good one, and the aim of this manual is to help you make the most of that investment in what we hope will be a lifetime of ownership.

Mike France
CEO & co-founder



C60 Trident Pro 300

Congratulations on the purchase of your C60 Trident Pro 300.

A watch that's not only the product of our teams in the UK and Switzerland but of the passion of those who know Christopher Ward best: our customers.

The Trident range of dive watches is sacrosanct to Christopher Ward. So when we wanted to expand the series, we asked members of the (always independent) Christopher Ward Forum for their thoughts.

That consultation led to the creation of your C60 Trident Pro 300. A diving instrument that takes the Trident template and remixes it into a watch that's so wearable you'll never want to take it off.

A timepiece that's 1.65mm slimmer than the C60 Trident Pro 600 (depending on case size) but still delivers 300m of water resistance.

Everything about the C60 Trident Pro 300 is made for daily wear: smart enough for the office, rugged enough to accompany you on the deepest of dives. Wherever you want to go, it'll be with you every step of the way.

But don't take our word for it. The only way to truly connect with your beautiful new watch is to strap it to your wrist and take it out into the world.

Features

- Swiss made
- 38-hour power reserve
- 26 jewel self-winding mechanical movement
- Date calendar
- Central hacking seconds
- Anti-shock system
- Elaboré 'Colimaçoné' finish on the movement
- Twin-flag engraving over 'Colimaçoné' finish on the rotor
- Brushed and polished Light-catcher™ stainless steel case
- Unidirectional zirconia ceramic bezel
- Anti-reflective sapphire crystal
- Screw down display caseback
- Polished lacquer dial
- Unique engraved serial number
- Top-brushed indexes with diamond polished facets
- Signature Trident counter-balance on seconds hand
- Super-LumiNova® Grade X1 BL C1-filled hands and indexes
- Luxury presentation case and owner's handbook

Technical Information

Calibre	Sellita SW200-1
Case	316L stainless steel
Diameter	42mm, 40mm, 38mm
Weight	78g (42mm), 68g (40mm), 61g (38mm)
Water resistance	30 ATM (300 metres)
Vibrations	28,800 per hour (4Hz)
Timing tolerance	-20/+20 seconds per day
Lume	Super-LumiNova® Grade X1 BL C1

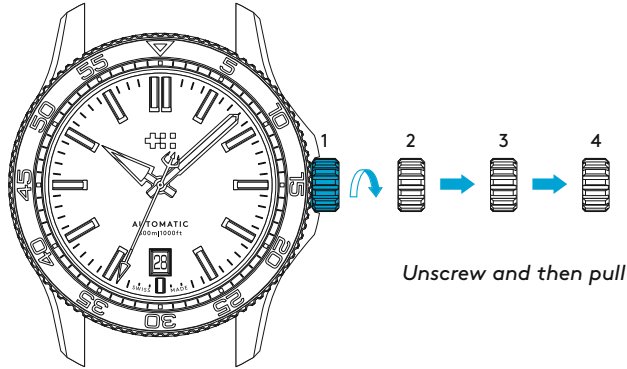


Setting the time and date

For a superior water resistance your crown is of the screw-down type. The crown should sit flush to the case (position **1**) in order to maintain water resistance.

- First unscrew the crown anti-clockwise from the case to position **2** for winding in power. Wind in a clockwise direction to re-power the watch. Your C60 Trident Pro 300 has a maximum power reserve of 38 hours when fully wound. Normal wearing will allow the rotor to start re-powering the watch over time after putting on your wrist.

- Pull gently into position **3**. For rapid date correction, turn in a clockwise direction.
- Pull gently into position **4**. This position is used for handsetting and stopping of the seconds hand. For precise time setting it is recommended to pass beyond the desired minute and to set the hand backwards.



1. Crown screw-down position
2. Manual winding
3. Date setting
4. Time setting

PLEASE NOTE:

*Date correction should not be carried out between 20.00 hr and 02.00 hr as the watch gearing will already be aligning itself to change the date. The crown should always be pushed in after adjustment, and it is best to do so from position **3** to avoid advancing beyond the desired date. You must always ensure the crown is fully tightened before any use in water.*

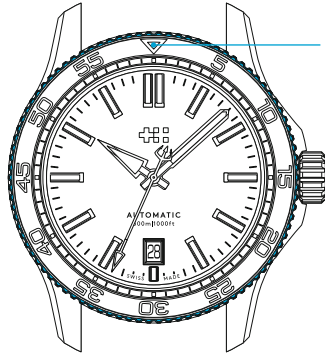
Diving with your watch

If using the bezel for a dive and let's say the recognised maximum "no-stop time" is 55 minutes, then in this example (shown right) the time at the surface immediately before the dive is 10.08am. However the bezel marker is at the 12.00 hr position.

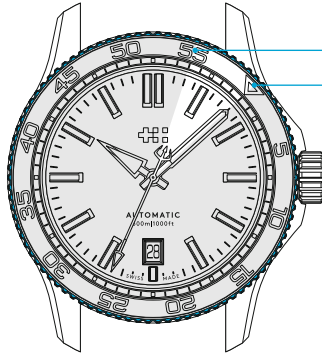
- Move the bezel marker anti-clockwise so that it aligns with the 8 minute position.
- You can now read that the 55 minute no decompression limit will occur at 3 minutes past the next hour.

PLEASE NOTE:

It is always useful and best practice to make a note on a dive slate before entering the water and to carry a set of dive tables should the dive plan change during the course of a dive. A safety stop for 3 to 5 minutes at 15ft is recommended at the end of all dives. A safety stop for 3 minutes at 15ft is required any time you come within 3 pressure groups of a no decompression limit, and for any dive to a depth of 100ft or deeper.



Bezel marker



No decompression limit

Start of dive

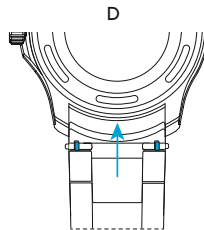
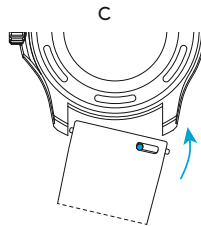
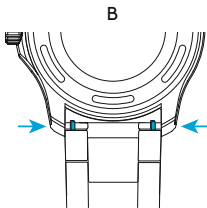
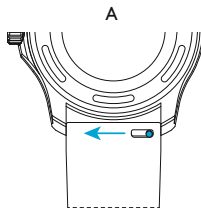
Straps and bracelets

As you would expect, we place as much emphasis on the quality of our straps and bracelets as we do our watches. We only use the finest materials in our straps, with quick-release pins also included for your convenience.

The following guidelines explain how easy it is to use, adjust and replace your Christopher Ward strap or bracelet.

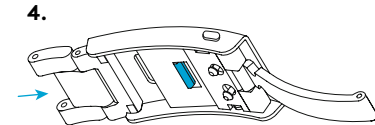
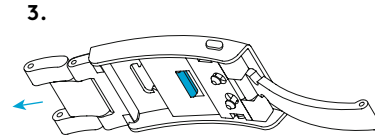
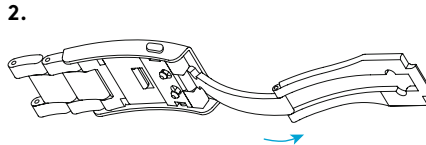
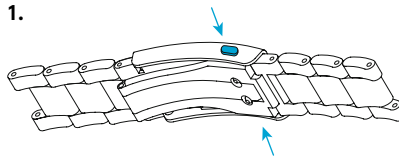
Using the quick-release pins on your strap/bracelet

1. Locate the quick-release pin (or pins) on your strap (A) or bracelet (B). Pull the pin(s) inwards to detach.
2. To reattach your strap (C) or bracelet (D), pull the pin(s) inwards, and align the spring bars so that they click securely into the lug holes on each side.



How to use the micro adjustment on your bracelet

1. Press buttons to release.
2. Pull open the clasp.
3. There are five micro adjustment positions, which allows for a maximum extension of 10mm. To extend, pull the lever to unlock and simultaneously pull on the bracelet into the desired position.
4. To shorten, simply pull the lever to unlock and push the bracelet back into the clasp.



Water resistance

Although your watch has been through vigorous static pressure testing, it is worth remembering that there are many variables that can affect the water resistance of your watch. For instance, arm movements during swimming and the sudden impact of diving and water sports will drastically increase the pressure the watch is under.

Wearing your watch in the bath, shower, or sauna can also have an effect as a rapid increase in temperature can cause seals to expand and in extreme cases, malfunction or create condensation.

For these reasons, the water resistance rating of your watch (as shown) should only ever be considered a guideline and we strongly recommend they are always adhered to.



1 ATM (10 metres)

Safe to wear your watch while washing your hands with tap water



15 ATM (150 metres)

Safe to use while snorkelling in open water



100 ATM (1000 metres)

Professional deep sea diving



3 ATM (30 metres)

Washing your car and/or general hose pipe usage



30 ATM (300 metres)

Ideal for experienced divers and those practising scuba-diving



5 ATM (50 metres)

Water resistant to most household shower units



60 ATM (600 metres)

Professional divers, experiencing prolonged exposure underwater

60|60 Guarantee

Your watch is constructed from the finest components and powered by a Swiss mechanical movement. As with all quality watches, with the right care and attention, your new timepiece has the potential to become an heirloom, giving joy to future generations.

It's for this reason we've created an industry-leading approach to after-sales care, starting with our famous 60|60 Guarantee – the most comprehensive warranty in watchmaking.

60-day free returns

We hope you'll be happy with your watch from the moment it arrives. However, if that's not the case you have 60 days to return it in perfect, unused condition (with all its accompanying paperwork) in order to receive a replacement or full refund.

60-month movement guarantee

Your watch is powered by a precision-engineered Swiss movement. In the rare event that your movement develops a fault within five years we'll repair it for free under warranty. Your watch will need to be sent to us for a full diagnosis before processing a repair under warranty. We will always keep you informed before carrying out any work.

Service and repairs: the Christopher Ward way

Our approach to service and repairs is about uncompromised quality and great value for money. The process, led by our expert technicians, won't cost the earth and will have the watch back on your wrist in reasonable time. We recommend you service your watch every three to four years to keep it in peak condition.

PLEASE NOTE:

The 60|60 Guarantee does not cover accidental damage. Any service or repair by a third-party retailer will void your 60|60 Guarantee. For more details, please visit our website.

Contact us

Keeping in touch with Christopher Ward

From humble beginnings in 2004 (our first workshop was a refurbished chicken shed!) Christopher Ward has won a global following – and can justifiably claim to make the most affordable luxury watches in the world.

For many of our fans, the philosophy of trying to put luxury watches within the reach of everyone, is as smart as the timepieces themselves. This open approach sees co-founders Mike France and

Peter Ellis communicate personally with customers and listen to their feedback. Something that helps us improve our offering to you. As the owner of a Christopher Ward watch, if you ever need to get hold of us we're at your service. And if you'd like to explore the CW world more, you can follow us on social media.



@ChristopherWardLondon



@ChrisWardLondon

Head office

1 Park Street, Maidenhead,
Berkshire SL6 1SL
United Kingdom

Customer support

UK and EU Tel: +44 (0)1628 763040
US Tel: +1 (877) 380 2288
ROW Tel: +1 (877) 380 2288
customerservices@christopherward.co.uk
technical@christopherward.co.uk

christopherward.com

