

C65 Dune Bronze COSC

Owner's Handbook



Time on your side

Your Christopher Ward watch has been designed in Britain and engineered in Switzerland by highly talented craftspeople. This ensures not only accurate and precise timekeeping, but also brings a real pride of ownership that only watches of the highest quality standards can hope to deliver.

You have made an investment, a good one, and the aim of this manual is to help you make the most of that investment in what we hope will be a lifetime of ownership.

Mike France
CEO & co-founder

The Dune Collection

Named after Aquitaine's Dune du Pilat, Europe's tallest sand dune, the three-watch Dune Collection pairs elegant design with the rugged do-anything ability of a field watch.

The C65 Dune Automatic, GMT and Bronze COSC models have all been designed to accompany your most challenging expeditions in comfort and style – whether you're crossing a desert or just navigating the morning commute.

The 38mm Light-catcher™ case is designed to fit almost any wrist, while the exquisite finish of the dial, indexes and hands is typically Christopher

Ward. The Dune is also the first CW watch to host an applied twin-flags logo, while the domed crystal adds a vintage look that recalls sports watches of the 1960s and '70s.

Christopher Ward CEO Mike France describes the Dune as a watch for weekends that's happy to dress up for the week.

"Calling Dune a field watch explains it," he says. "But it doesn't do it justice. Yes, it's all-purpose and fuss-free, but it's sophisticated, too."

Let the adventures begin!





C65 Dune Bronze COSC

The middle of the 20th century is rightly considered the golden era for sports, field and dive watches.

A time when newly-untamed design came face to face with improvements in watchmaking and engineering.

And a period which is celebrated in your beautiful C65 Dune Bronze COSC.

Sitting halfway between a tool watch and luxury timepiece (just check the finishing on that gorgeous sunray dial), it's as at home on the morning commute as it is out in the wilds at the weekend. And because it's a chronometer, it'll deliver super-accurate timekeeping wherever you wear it.

Famously, bronze changes over time, developing a one-off protective patina through its exposure to the air. So the longer you own the C65 Dune Bronze COSC, the more it'll become uniquely yours.

Features

- Swiss made
- 26 jewel self-winding chronometer mechanical movement
- 38-hour power reserve
- Date calendar
- Central hacking seconds hand
- Anti-shock system
- Christopher Ward 'Colimaçoné' finish on rotor
- Brushed and polished Light-catcher™ bronze case with steel caseback
- Applied twin-flags motif at 12 o'clock
- Screw-down crown stamped with twin-flags motif
- Glass box sapphire crystal
- Signature Trident counter-balance on seconds hand
- Screw-down display caseback
- Unique engraved serial number
- Sunray dial with Super-LumiNova® Grade X1 filled hands and indexes
- Eco-friendly premium presentation case and owner's handbook

Technical Information

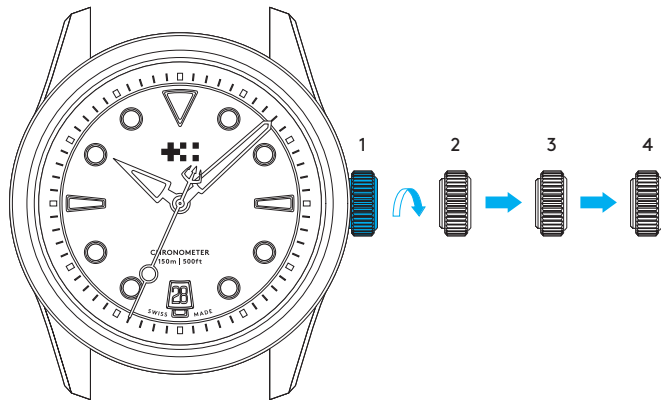
Calibre	Sellita SW200 COSC
Case	Bronze
Diameter	38mm
Height	11.9mm
Lug to lug	43.6mm
Weight	57g
Water resistance	15 ATM (150 metres)
Vibrations	28,800 per hour (4Hz)
Timing tolerance	-4/+6 seconds per day
Strap width	20mm



Setting the time and date

For a superior water resistance your crown is of the screw-down type. The crown should sit flush to the case (position **1**) in order to maintain water resistance.

- First unscrew the crown anti-clockwise from the case to position **2** for winding in power. Wind in a clockwise direction to re-power the watch. Your C65 Dune Bronze COSC has a maximum power reserve of 38 hours when fully wound.
- Pull gently into position **3**. For rapid date correction, turn in a clockwise direction.
- Pull gently into position **4**. This position is used for handsetting and stopping of the seconds hand. For precise time setting it is recommended to pass beyond the desired minute and to set the hand backwards.



1. Crown screw-down position
2. Manual winding
3. Date setting
4. Time setting

PLEASE NOTE:

*Date correction should not be carried out between 20.00 hr and 02.00 hr as the watch gearing will already be aligning itself to change the date. The crown should always be pushed in after adjustment, and it is best to do so from position **3** to avoid advancing beyond the desired date. You must always ensure the crown is fully tightened before any use in water.*

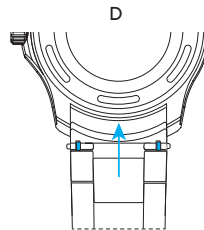
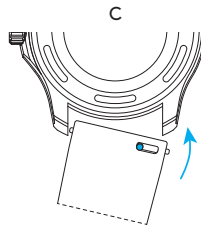
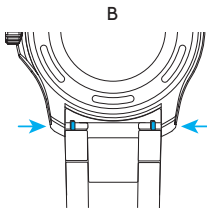
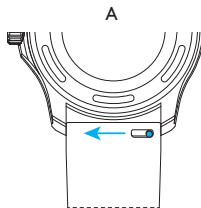
Straps and bracelets

As you would expect, we place as much emphasis on the quality of our straps and bracelets as we do our watches. We only use the finest materials in our straps, with quick-release pins also included for your convenience.

The following guidelines explain how easy it is to use, adjust and replace your Christopher Ward strap or bracelet.

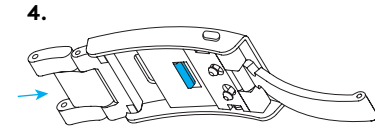
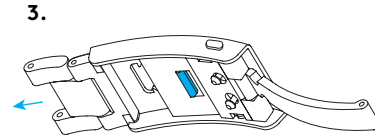
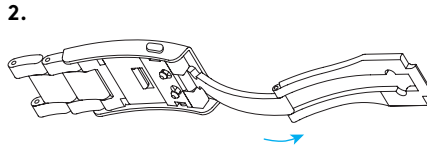
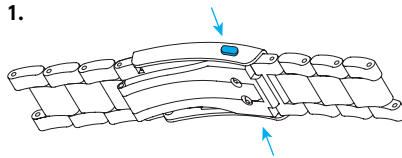
Using the quick-release pins on your strap/bracelet

1. Locate the quick-release pin (or pins) on your strap (A) or bracelet (B). Pull the pin(s) inwards to detach.
2. To reattach your strap (C) or bracelet (D), pull the pin(s) inwards, and align the spring bars so that they click securely into the lug holes on each side.



How to use the micro adjustment on your bracelet

1. Press buttons to release.
2. Pull open the clasp.
3. There are five micro adjustment positions, which allows for a maximum extension of 10mm. To extend, pull the lever to unlock and simultaneously pull on the bracelet into the desired position.
4. To shorten, simply pull the lever to unlock and push the bracelet back into the clasp.



Water resistance

Although your watch has been through vigorous static pressure testing, it is worth remembering that there are many variables that can affect the water resistance of your watch. For instance, arm movements during swimming and the sudden impact of diving and water sports will drastically increase the pressure the watch is under.

Wearing your watch in the bath, shower, or sauna can also have an effect as a rapid increase in temperature can cause seals to expand and in extreme cases, malfunction or create condensation.

For these reasons, the water resistance rating of your watch (as shown) should only ever be considered a guideline and we strongly recommend they are always adhered to.



1 ATM (10 metres)

Safe to wear your watch while washing your hands with tap water



15 ATM (150 metres)

Safe to use while snorkelling in open water



100 ATM (1000 metres)

Professional deep sea diving



3 ATM (30 metres)

Washing your car and/or general hose pipe usage



30 ATM (300 metres)

Ideal for experienced divers and those practising scuba-diving



5 ATM (50 metres)

Water resistant to most household shower units



60 ATM (600 metres)

Professional divers, experiencing prolonged exposure underwater

60|60 Guarantee

Your watch is constructed from the finest components and powered by a Swiss mechanical movement. As with all quality watches, with the right care and attention, your new timepiece has the potential to become an heirloom, giving joy to future generations.

It's for this reason we've created an industry-leading approach to after-sales care, starting with our famous 60|60 Guarantee – the most comprehensive warranty in watchmaking.

60-day free returns

We hope you'll be happy with your watch from the moment it arrives. However, if that's not the case you have 60 days to return it in perfect, unused condition (with all its accompanying paperwork) in order to receive a replacement or full refund.

60-month movement guarantee

Your watch is powered by a precision-engineered Swiss movement. In the rare event that your movement develops a fault within five years we'll repair it for free under warranty. Your watch will need to be sent to us for a full diagnosis before processing a repair under warranty. We will always keep you informed before carrying out any work.

Service and repairs: the Christopher Ward way

Our approach to service and repairs is about uncompromised quality and great value for money. The process, led by our expert technicians, won't cost the earth and will have the watch back on your wrist in reasonable time. We recommend you service your watch every three to four years to keep it in peak condition.

PLEASE NOTE:

The 60|60 Guarantee does not cover accidental damage. Any service or repair by a third-party retailer will void your 60|60 Guarantee. For more details, please visit our website.

Contact us

Keeping in touch with Christopher Ward

From humble beginnings in 2004 (our first workshop was a refurbished chicken shed!) Christopher Ward has won a global following – and can justifiably claim to make the most affordable luxury watches in the world.

For many of our fans, the philosophy of trying to put luxury watches within the reach of everyone, is as smart as the timepieces themselves. This open approach sees co-founders Mike France and

Peter Ellis communicate personally with customers and listen to their feedback. Something that helps us improve our offering to you. As the owner of a Christopher Ward watch, if you ever need to get hold of us we're at your service. And if you'd like to explore the CW world more, you can follow us on social media.



@ChristopherWardLondon



@ChrisWardLondon

Head office

1 Park Street, Maidenhead,
Berkshire SL6 1SL
United Kingdom

Customer support

UK and EU Tel: +44 (0)1628 763040
US Tel: +1 (877) 380 2288
ROW Tel: +1 (877) 380 2288
customerservices@christopherward.co.uk
technical@christopherward.co.uk

christopherward.com

