

C9 ME109 SPC

Owner's handbook

 Christopher
Ward

Time on your side...

Your Christopher Ward watch has been designed and engineered by highly talented craftspeople to ensure not only accurate and precise timekeeping but also to bring a real pride of ownership that only luxury items of the highest quality can ever hope to deliver.

You have made an investment, a good one, and the aim of this handbook is to help you make the most of that investment during what I hope will be a lifetime of ownership.



Christopher Ward

Contents

C9 Me 109 SPC	2
Technical information	4
How to operate your C9 Me 109 SPC	6-10
Our watch care programme	11
Keeping in touch	12

C9 Me 109 SPC

Creating a watch is no small task. From initial sketches to physical samples, development can take months, if not years, to produce something approaching a finished product. But sometimes, an idea will emerge almost fully formed and ready to go. This was the case of the C9 Me 109 SPC.

After a business lunch between Pilot Magazine editor Philip Whiteman and Christopher Ward co-founder Mike France at White Waltham, an airfield a few miles from CW's Maidenhead HQ, Philip retrieved a vintage Junghans clock from his bag. Originally located in the cockpit of the Messerschmitt Bf 109, a fighter introduced by the Luftwaffe in 1937 and retired in 1945, this particular model was in need of repair.

Asked if one of the team at HQ could fix Philip's treasured clock, Mike, although taken by its striking

dial, took particular interest in its movement: a Uitas 6497, which would later form the base of our in-house modification and single pusher chronograph, Calibre JJ02. Coincidence, or something more? The wheels to the C9 Me 109 SPC were set firmly in motion.

Fast forward to its release, and you'll find a watch that stands alone in Christopher Ward's Collection. Sure, it has our bold C9 case, and Calibre JJ02 is visible through a full-sized sapphire crystal (albeit upgraded with chamfered edges and a PVD finish), but it is its dial that truly sets the C9 apart. Away from the British influences of our aviation collection, the C9 Me 109 SPC dares to be different. Combined with Calibre JJ02 – a modification that itself challenges the notion that high-end horology needs to be matched by a high-end price – and the C9 is a truly unique watch.



Technical information

Features

- Swiss made
- Special limited edition of only 100 pieces
- Highly-modified Unitas 6497 hand-wound mechanical chronograph by Johannes Jahnke with Jean Fillon
- Continuous seconds and 30-minute totaliser sub-dials operated through a single central crown
- Balance bridge, chronograph bridge and chronograph module finished with black PVD coating and polished chamfered edges
- 40 hour power reserve
- Assembled by hand at our Swiss atelier
- Sapphire crystal with AR07 anti-reflective coating
- Sandblasted, diamond-like carbon (DLC), marine-grade stainless steel case and crown
- Full-width sapphire crystal backplate

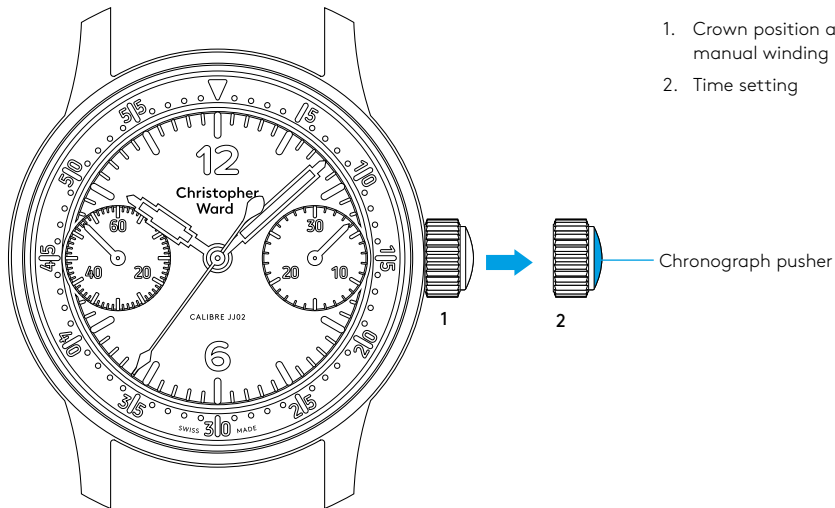
- Dial and hands design from the Junghans clock found inside the Messerschmitt Me 109 fighter plane
- Vintage oak leather strap with embossed diamond-like carbon (DLC) clasp

Technical

Diameter:	43mm
Height:	15.7mm
Weight:	90g
Calibre:	JJ02, hand-wound chronograph, highly modified from Unitas 6497
Case:	Steel DLC
Water Resistance:	5 ATM (50 metres)
Vibrations:	18,000 vph
Timing tolerance:	±15 secs per day
Lug to lug:	51.5mm
Strap:	22mm



Setting the time/date



Using the chronograph

The crown should sit flush to the case (position 1) in order to maintain water resistance.

- To re-power the watch after a period of non-use, simply wind the crown in a clockwise direction.

PLEASE NOTE: The watch can only be manually wound from position 1. As this watch uses a manually wound mechanical movement, take care not to overwind the crown past the point of resistance as it will damage the movement.

- For setting the time pull gently into position 2 and turn clockwise to advance the time. For precise time setting it is recommended to pass beyond the desired minute and to set the hand backwards.
- Push the crown back to position 1.

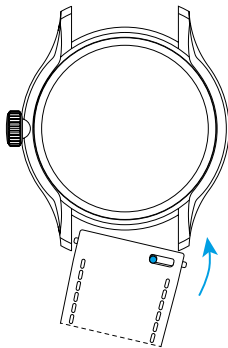
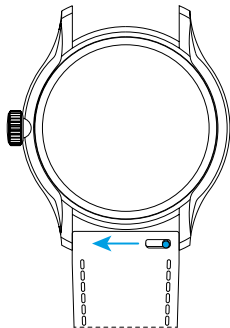
- To start the timing, press the pusher (which sits inside the crown).
- To stop the timing, press the pusher once more.
- To reset the chronograph, press the pusher for a third time (the 2 chronograph hands will be reset to their zero positions).

Straps

As you would expect, we place as much emphasis on the quality of our straps as we do our watches. We only use the finest leathers for our straps.

The following guidelines explain how easy it is to use the quick-release pins on your Christopher Ward strap.

1. Locate the quick-release pin on your strap. Pull the pin to the side to detach your strap.



2. To reattach your strap, align the pins to the lug holes and click the strap into position. Repeat for the other side.



Water resistance

Although your watch has been through vigorous static pressure testing, it is worth remembering that there are many variables that can affect the water resistance of your watch.

For instance, arm movements during swimming and the sudden impact of diving and water sports will drastically increase the pressure the watch is under. Wearing your watch in the bath, shower, or sauna can also have an effect as a rapid increase in temperature can cause seals to expand and in extreme cases, malfunction or create condensation.

For these reasons, the water resistance rating of your watch (as shown) should only ever be considered a guideline and we strongly recommend they are always adhered to.



1 ATM (10 metres)

Safe to wear your watch while washing your hands with tap water.



3 ATM (30 metres)

Washing your car and/or general hose pipe usage.



5 ATM (50 metres)

Water resistant to most household shower units.



15 ATM (150 metres)

Safe to use while snorkelling in open water.



30 ATM (300 metres)

Ideal for experienced divers and those practising scuba-diving.



60 ATM (600 metres)

Professional divers, experiencing prolonged exposure underwater.



100 ATM (1000 metres)

Professional deep sea diving.

Our watch care programme

Your watch is constructed from the finest components and materials available including one of Switzerland's finest mechanical movements. As with all watches of this quality, with the right care and attention, your new Christopher Ward watch has the potential to become an heirloom piece giving further joy to future generations. It's for this reason we have created our industry leading approach to after-sales care, starting with our famous 60|60 Guarantee which remains the most comprehensive guarantee in the world of watchmaking.

Visit our website for more details about our 60|60 Guarantee and Service and Repair Programme.

60|60 Guarantee

1. 60 Day free returns

Our success depends on you being completely happy with your new Christopher Ward watch. You have up to 60 days to return your watch, absolutely free of charge, and receive a replacement or full refund by return – so long as it has not been worn and is returned in perfect condition.

2. 60 Month movement guarantee

Your watch, at its heart, has a top quality precision engineered Swiss movement – so it's very unlikely to give you problems with the minimum amount of care and attention, including a regular service. We recommend you return your watch to us every 3/4 years for a service, so our expert technicians can keep your fine timepiece in peak condition.

Servicing and repairs...the Christopher Ward way...

Our innovative approach to servicing and repairing your Christopher Ward watch means that having your watch serviced or repaired doesn't mean months of waiting followed by an exorbitant bill – which is more or less the experience guaranteed by every other luxury watch brand. We have developed an easy, quick and affordable expert service and repairs programme that doesn't cost the earth and has your watch back where it belongs – on your wrist – in double-quick time.

Keeping in touch with Christopher Ward

From small beginnings just a few short years ago (our first workshop was actually a refurbished chicken shed!), Christopher Ward has won a worldwide following for his eponymous watch brand and can justifiably claim to manufacture the most affordable luxury watches in the world.

For many, the philosophy behind the brand, of trying to put luxury watches within the reach of everyone, is as attractive as the watches themselves, as is the very open approach of the business which means that Chris and the team spend a lot of time communicating personally with our customers – many of whom have become friends.

As the owner of a Christopher Ward watch, if ever you need to get hold of us we are at your service. We have listed some useful contact details on the back cover.

There is also always something new going on at our website at **www.christopherward.co.uk** and, if you haven't already discovered the independent forum dedicated to our brand at **www.christopherwardforum.com** we would recommend a visit. Informative and fun, it's a great place to hear the unexpurgated view of Christopher Ward.

**Head Office**

1 Park Street, Maidenhead,
Berkshire SL6 1SL
United Kingdom

Customer Services

UK: +44 (0)1628 763040
USA: +44 (0)1.877.226.8224
customerservices@christopherward.co.uk
technical@christopherward.co.uk

christopherward.co.uk