

The Divine Collection

OWNER'S HANDBOOK

Time on your side...

Your Christopher Ward watch has been designed and engineered by highly talented craftspeople to ensure not only accurate and precise timekeeping but also to bring a real pride of ownership that only luxury items of the highest quality can ever hope to deliver.

You have made an investment, a good one, and the aim of this handbook is to help you make the most of that investment during what I hope will be a lifetime of ownership.

A handwritten signature in black ink that reads "Chris". The letters are fluid and cursive, with a prominent initial "C" and a small dot above the "i".

Christopher Ward

Caring for your Christopher Ward quartz watch

Your Divine watch is constructed from the finest components and materials available including one of Switzerland's finest quartz movements.

As with all watches of this quality, with just a little care, it has the potential to become an heirloom piece giving further joy to future generations.

Here are a few hints to help keep your watch working perfectly over the years:

- Although the battery in your watch may last longer, we recommend you have it changed every 2/3 years by a reputable watch repairer.
- At the same time as having the battery changed it makes sense to have the watch repairer clean and lubricate your watch as necessary.
- Make sure the crown is screwed down fully before putting the watch into water. Adhere to the water resistance ratings towards the end of the handbook to prevent water getting to the movement which could result in a very costly repair or the need for a replacement movement.
- Your watch is shock resistant to minor impacts but dropping from height onto a hard surface may damage the movement.

Should you need a replacement part - don't worry, we keep stocks of spare parts for years, even for discontinued models. It's all part of the Christopher Ward service.

Finally, don't forget our famous **60:60 Guarantee** allows you to return your watch absolutely free, for any reason, and with no quibbles, for up to 60 days after purchase and we also guarantee your movement for up to 60 months.

After all, why shouldn't you enjoy peace of mind as much as you enjoy your watch?

The Divine Ronde Collection

Features

Mother of pearl dial

Crown with ornate stone

4 jewel Swiss quartz gold gilt movement

Convex sapphire crystal with anti-reflective coating

Water resistant to 3 atm

Hand polished 316L solid stainless steel case

Unique serial number

Screw back case

Technical Data

Diameter: 25.50mm

Height: 4.0mm

Weight: 40g

Case: 316L stainless steel

Calibre: Ronda 762

Battery type: 364 (120 months battery life)

Accuracy: +20 / -10 seconds per month

Diamond Version: 52 VVS1 full cut diamonds

Carat: 0.416ct


Cut: Full

Clarity: VVS1

Colour: E-H

Description of the display and control buttons


The R3 / R7 Divine has a battery life of 120 months.



Setting the time

From position ①, pull the crown to position ② and adjust the time setting in either a clockwise or anti-clockwise direction.

Return the crown to position ① after adjustment to retain water resistance.





The Divine Carre Collection

Features

Mother of pearl dial

Crown with ornate black agate stone

4 jewel Swiss quartz gold gilt movement

Convex sapphire crystal with anti-reflective coating

Water resistant to 3 atm

Hand polished 316L solid stainless steel case

Unique serial number

Screw back case

Technical Data

Case Size: 22.50 x 24.90 mm

Height: 6.50mm

Weight: 40g

Case: 316L stainless steel

Calibre: Ronda 762

Battery type: 364 (120 months battery life)

Accuracy: +20 / -10 seconds per month

Diamond Version: 60 VVS1 full cut diamonds

Carat: 0.48ct

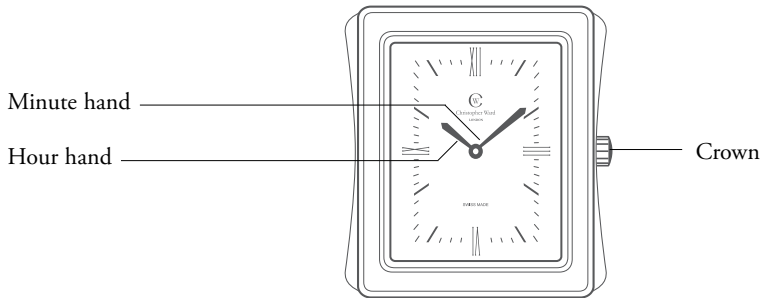
Cut: Full

Clarity: VVS1

Colour: E-H

Description of the display and control buttons

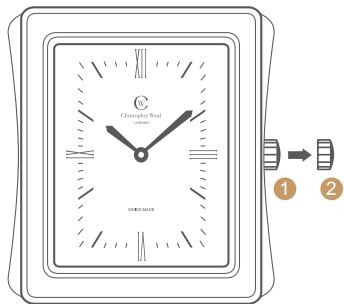
The S3 / S7 Divine has a battery life of 120 months.



Setting the time

From position ①, pull the crown to position ② and adjust the time setting in either a clockwise or anti-clockwise direction.

Return the crown to position ① after adjustment to retain water resistance.



Fitting the bracelet

If you find the bracelet needs adjusting to your wrist we recommend you have it re-sized by a reputable watch repairer or jeweller. Most local jewellers will either do this for free or perhaps make a nominal charge for what is a job that should only take a few minutes. It is always best to be present so a comfortable fit is achieved.

Establishing the length of the bracelet

Place the watch with its separated bracelet on your wrist and estimate the number of links you need to remove. If you need to remove several links, try to keep the numbers removed from both halves of the bracelet as equal as possible to ensure that the clasp remains roughly in the middle of your wrist.

The quick-release butterfly clasp

The strap versions for the Divine Collection use quick-release butterfly clasps. If you are unfamiliar with the butterfly clasp system just follow our 8 step guide below.



Step 1 Locate the clasp



Step 2 Click quick-release



Step 3 Pull open clasp



Step 4 Prise cover open



Step 5 Thread strap through



Step 6 Snap back



Step 7 Close clasp



Step 8 Complete



1 ATM (10 Metres)

Safe to wear your watch while washing your hands with tap water.



3 ATM (30 Metres)

Washing your car and or general hosepipe usage.



5 ATM (50 Metres)

Water resistant to most household shower units.



10 ATM (100 Metres)

Safe to use while snorkelling in open water, it is not advisable to dive with your watch.



30 ATM (200 Metres)

Ideal for experienced divers and, in general, anybody practising scuba-diving.



50 ATM (500 Metres)

Professional divers, experienced prolonged exposure underwater.

Water resistance

Please note. these are only guidelines but we strongly urge you to adhere to them to retain the integrity of your watch. If you have any queries regarding this please contact us direct.

NB. To safeguard watch movement please ensure the crown is, at all times, screwed in correctly.

Christopher Ward Diamonds

As you might expect, the Christopher Ward approach to diamond watches is as individual as the watches themselves. More recently the quality criteria has become more demanding, new cutting methods have been developed and with the advent of a new scientific dimension, the need has arisen for independent gemological reports for diamond stone. With this in mind Christopher Ward diamonds are tested by the IGI and the subsequent reports and certificates which use the 4C international grading system are displayed on **www.christopherward.co.uk**.

The 4C's Certificate of Authenticity

All diamonds are independently tested by the International Gemological Institute (IGI) who provide us with a certificate authenticating the carat, colour, cut and clarity of the diamonds.

These elements are often referred to as the '4Cs' and are the critical characteristics determining a diamond's quality and value. All diamonds are most definitely not the same and at CW we only use diamond quality levels associated with high end luxury watch brands.

Further information about the diamond grading system and other fascinating diamond facts can be found on the IGI website **www.igiworldwide.com**.

The Kimberley Process Certification Scheme (KPCS)

This scheme was established in 2003 and is designed to certify the origin of diamond sources which are free of conflict. The aim is to prevent rebel groups and their rivals from funding their war aims from diamond sales.

The certification scheme is targeted at preventing 'blood diamonds' from entering the mainstream rough diamond market. The KPCS originated from a meeting of Southern African diamond producing states in Kimberley, South Africa in 2002.

In order for a country to be a participant it must ensure:

- That every diamond export be accompanied by a certificate
- That no diamond is imported from, or to, a non-member of the scheme
- That any diamond originating from the country does not finance a rebel or other entity seeking to overthrow a UN recognised government

All Christopher Ward diamonds (which are from South Africa) are Kimberley Certified and each invoice is marked accordingly with the KPCS guarantee.

For more information please visit www.kimberleyprocess.com and www.diamondfacts.org.

Keeping in touch with Christopher Ward...

From small beginnings just a few short years ago (our first workshop was actually a refurbished chicken shed!), Christopher Ward has won a worldwide following for his eponymous watch brand and can justifiably claim to manufacture the most affordable luxury watches in the world.

For many, the philosophy behind the brand, trying to put luxury watches within the reach of everyone, is as attractive as the watches themselves as is the very open approach of the business which means that Chris and the team spend a lot of time communicating personally with our customers - many of whom have become friends.

As the owner of a Christopher Ward watch, if ever you need to get hold of us we are at your service. We have listed some useful contact details on the back cover.

There is also always something new going on at our website at **www.christopherward.co.uk** and, if you haven't already discovered the independent forum dedicated to our brand at **www.christopherwardforum.com** we would recommend a visit. Informative and fun, it's a great place to hear the unexpurgated view of Christopher Ward of London!



Christopher Ward

LONDON

Head Office. **Christopher Ward (London) Limited, 1 Park Street, Maidenhead
Berkshire SL6 1SL, United Kingdom**

Telephone (Head Office). **+44 (0)1628 763040**

Customer Services. **0844 875 1515 (UK) 1.877.226.8224 (USA)**

Website. **www.christopherward.co.uk**

General. **customerservices@christopherward.co.uk**

Technical. **technical@christopherward.co.uk**