



C60 Trident 300

Owner's handbook

**Christopher
Ward**

Time on your side...

Your Christopher Ward watch has been designed and engineered by highly talented craftspeople to ensure not only accurate and precise timekeeping but also to bring a real pride of ownership that only luxury items of the highest quality can ever hope to deliver.

You have made an investment, a good one, and the aim of this handbook is to help you make the most of that investment during what I hope will be a lifetime of ownership.



Christopher Ward

Contents

C60 Trident 300	2
Technical information	3
How to operate your C60 Trident 300	4-10
Our watch care programme	11
Keeping in touch	12

C60 Trident 300

Our mission has always been “to make premium quality watches available to everyone” and with the new C60 Trident 300 we are as close to this ideal as we have ever been.

The design of the 300 is based on the original Trident series but with an upgraded, completely re-engineered 316L marine-grade stainless steel case that houses the superb Swiss Ronda 515 calibre quartz movement and is watertight to 300 metres (1000 ft).

The uni-directional bezel is constructed of aviation grade aluminium and the backplate carries an etched engraving of the Trident motif.

As at home in the board room as beneath the oceans, the C60 Trident 300 is a superb timepiece that would embellish any watch lover’s collection.



Technical information

Features

- Swiss made
- Mercury-free quartz movement
- Date calendar
- Central hacking seconds
- Screw-in crown
- Uni-directional aviation-grade aluminium bezel
- 3.1mm anti-reflective sapphire crystal
- Guilloche wave pattern dial
- Super-Luminova® indexes and hands
- Screw-down deep-stamped 3D backplate
- Unique engraved serial number

Technical

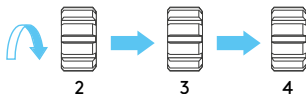
Diameter:	43mm	38mm
Height:	11.65mm	11.35mm
Weight:	77g	55g
Calibre:	Ronda 715	
Case:	316L stainless steel	
Water Resistance:	30 ATM (300 metres)	
Lug to lug:	51.5mm	45.5mm
Strap:	22mm	20mm

Setting the time/date



1. Crown screw-in position
2. Crown un-screwed position
3. Date setting
4. Time setting

Unscrew and then pull out



For a superior water resistance your crown is of the screw-in type. The crown should sit flush to the case (position **1**) in order to maintain water resistance.

- For rapid date correction, first unscrew the crown anti-clockwise from the case to position **2**. Pull gently into position **3** and turn in a clockwise direction.
- Pull gently into position **4**. This position is used for handsetting (anti-clockwise to advance), and stopping of the second hand. For precise time setting it is recommended to pass beyond the desired minute and to set the hand backwards.
- Push the crown back to position **2** and screw the crown in a clockwise direction in order to maintain water resistance.

PLEASE NOTE: Date correction should not be carried out between 20.00 hr and 02.00 hr as the watch gearing will already be aligning itself to change the date. The crown should always be pushed in after adjustment, and it is best to do so from position **3** to avoid advancing beyond the desired date.

You must always ensure the crown is fully tightened before any use in water.

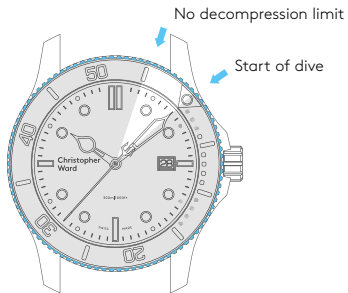
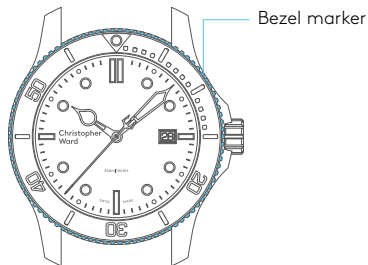
The bezel

If using the bezel for a dive and let's say the recognised maximum "no-stop time" is 55 minutes, then in this example (shown right) the time at the surface immediately before the dive is 10.08am.

However the bezel marker is at the 12.00 hr position.

- Move the bezel marker anti-clockwise so that it aligns with the 8 minute position.
- You can now read that the 55 minute no decompression limit will occur at 3 minutes past the next hour.

PLEASE NOTE: It is always useful and best practice to make a note on a dive slate before entering the water and to carry a set of dive tables should the dive plan change during the course of a dive. A safety stop for 3 to 5 minutes at 15ft is recommended at the end of all dives. A safety stop for 3 minutes at 15ft is required any time you come within 3 pressure groups of a no decompression limit, and for any dive to a depth of 100ft or deeper.





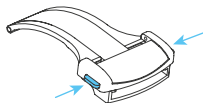
Straps and bracelets

As you would expect, we place as much emphasis on the quality of our straps and bracelets as we do our watches. We only use the finest leathers for our straps. Similarly, we only use the finest metals in the construction of our bracelets, all of which are precision engineered for durability, efficiency and comfort.

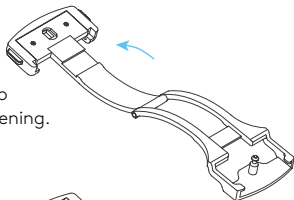
The following guidelines explain how easy it is to use and adjust your Christopher Ward strap or bracelet.

Leather strap with Bader deployment

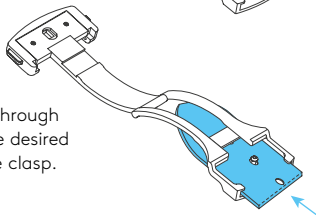
1.
Press to release.



2.
Pull open the clasp
and locate the opening.

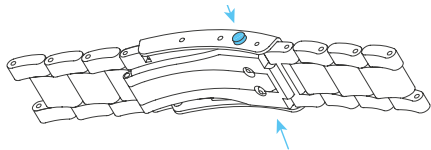


3.
Thread the strap through
the opening to the desired
position. Close the clasp.

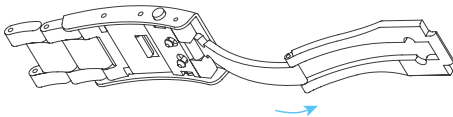


Integrated bracelet with micro adjustment

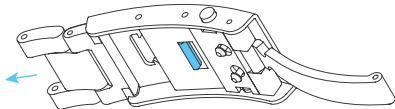
1. Press buttons to release.



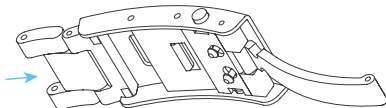
2. Pull open the clasp.



3. There are five micro adjustment positions, which allows for a maximum extension of 8.4mm. To extend, pull the lever to unlock and simultaneously pull on the bracelet into the desired position.



4. To shorten, simply push the bracelet back into the clasp.



Water resistance

Although your watch has been through vigorous static pressure testing, it is worth remembering that there are many variables that can affect the water resistance of your watch.

For instance, arm movements during swimming and the sudden impact of diving and water sports will drastically increase the pressure the watch is under. Wearing your watch in the bath, shower, or sauna can also have an effect as a rapid increase in temperature can cause seals to expand and in extreme cases, malfunction or create condensation.

For these reasons, the water resistance rating of your watch (as shown) should only ever be considered a guideline and we strongly recommend they are always adhered to.



1 ATM (10 metres)

Safe to wear your watch while washing your hands with tap water.



3 ATM (30 metres)

Washing your car and/or general hose pipe usage.



5 ATM (50 metres)

Water resistant to most household shower units.



15 ATM (150 metres)

Safe to use while snorkelling in open water.



30 ATM (300 metres)

Ideal for experienced divers and those practising scuba-diving.



60 ATM (600 metres)

Professional divers, experiencing prolonged exposure underwater.



100 ATM (1000 metres)

Professional deep sea diving.

Our watch care programme

Your watch is constructed from the finest components and materials available including one of Switzerland's finest mechanical movements. As with all watches of this quality, with the right care and attention, your new Christopher Ward watch has the potential to become an heirloom piece giving further joy to future generations. It's for this reason we have created our industry leading approach to after-sales care, starting with our famous 60|60 Guarantee which remains the most comprehensive guarantee in the world of watchmaking.

Visit our website for more details about our 60|60 Guarantee and Service and Repair Programme.

60|60 Guarantee

1. 60 Day free returns

Our success depends on you being completely happy with your new Christopher Ward watch. You have up to 60 days to return your watch, absolutely free of charge, and receive a replacement or full refund by return – so long as it has not been worn and is returned in box-perfect condition.

2. 60 Month movement guarantee

Your watch, at its heart, has a top quality precision engineered Swiss movement – so it's very unlikely to give you problems with the minimum amount of care and attention, including a regular service. We recommend you return your watch to us every 3/4 years for a service, so our expert technicians can keep your fine timepiece in peak condition.

Servicing and repairs...the Christopher Ward way...

Our innovative approach to servicing and repairing your Christopher Ward watch means that having your watch serviced or repaired doesn't mean months of waiting followed by an exorbitant bill – which is more or less the experience guaranteed by every other luxury watch brand. We have developed an easy, quick and affordable expert service and repairs programme that doesn't cost the earth and has your watch back where it belongs – on your wrist – in double-quick time.

Keeping in touch with Christopher Ward

From small beginnings just a few short years ago (our first workshop was actually a refurbished chicken shed!), Christopher Ward has won a worldwide following for his eponymous watch brand and can justifiably claim to manufacture the most affordable luxury watches in the world.

For many, the philosophy behind the brand, of trying to put luxury watches within the reach of everyone, is as attractive as the watches themselves, as is the very open approach of the business which means that Chris and the team spend a lot of time communicating personally with our customers – many of whom have become friends.

As the owner of a Christopher Ward watch, if ever you need to get hold of us we are at your service. We have listed some useful contact details on the back cover.

There is also always something new going on at our website at **www.christopherward.co.uk** and, if you haven't already discovered the independent forum dedicated to our brand at **www.christopherwardforum.com** we would recommend a visit. Informative and fun, it's a great place to hear the unexpurgated view of Christopher Ward.



Head Office

1 Park Street, Maidenhead,
Berkshire SL6 1SL
United Kingdom

Customer Services

UK: +44 (0)1628 763040
USA: +44 (0)1.877.226.8224
customerservices@christopherward.co.uk
technical@christopherward.co.uk

christopherward.co.uk