

C1 Worldglow

Owner's Handbook



Time on your side

Your Christopher Ward watch has been designed in Britain and engineered in Switzerland by highly talented craftspeople. This ensures not only accurate and precise timekeeping, but also brings a real pride of ownership that only watches of the highest quality standards can hope to deliver.

You have made an investment, a good one, and the aim of this manual is to help you make the most of that investment in what we hope will be a lifetime of ownership.

Mike France
CEO & co-founder



C1 Worldglow

Time is something we often take for granted.

A tool we use to mark our progress through life.

But for some of us (especially here at Christopher Ward), time is a wonder – a product of the universe that we can barely fathom, never mind actually comprehend.

The time we tell on our watches is intimately tied to our place on earth. And while we can't change or bend it, we can use it to our advantage.

Which is where your C1 Worldglow comes in.

If you study that intricately worked dial you'll see a beautifully realised map of the world, split into 24 separate time zones. By aligning the rotating 24-hour disk with just one zone, you're able to tell the time in all the others. Immediately.

To be able to do this through the mechanics of traditional watchmaking is a fantastic achievement. To do it on a timepiece that also pushes the boundaries of finishing, engineering and luminosity is remarkable.

We may never be able to grasp the true nature of time, but with the C1 Worldglow on your wrist, you can observe its onward march in the most beautiful way possible – day or night.

Safe travels!

Features

- Swiss made
- 42-hour power reserve
- Self-winding 25 jewel movement with 'JJ03' in-house Worldtimer module
- Diamond-like carbon (DLC) finished rotor with twin flag engraving
- Brushed and polished marine-grade stainless steel case
- Push-down crown with twin flag motif
- Anti-reflective domed sapphire crystal
- Black and white Worldtimer dial
- Sapphire world map with luminous "countries"
- Rotating 24-hour sapphire GMT disc
- Unique red "radar" marker to highlight chosen timezone
- Brushed and polished steel hands
- Hour and minute hands filled with Super-LumiNova® SLN C1 X1 BL
- Eco-friendly luxury presentation case and owner's handbook

Technical Information

Calibre	Sellita SW330 with JJ03 module
Case	316L stainless steel
Diameter	43.5mm
Height	11.55mm
Weight	66g
Water resistance	3 ATM (30 metres)
Vibrations	28,800 per hour (4Hz)
Timing tolerance	-20/+20 seconds per day
Lug to lug	51.9mm
Strap width	22mm



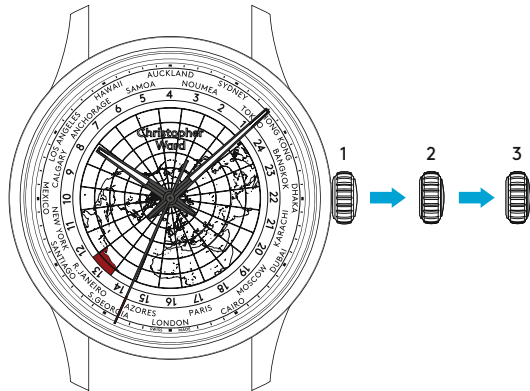
Setting the time

The crown should sit flush to the case (position **1**) in order to maintain water resistance.

- To re-power the watch after a period of non-use, simply wind the crown in a clockwise direction. Your C1 Worldglow has a maximum power reserve of 42 hours when fully wound. Normal wearing will allow the rotor to start re-powering the watch over time after putting it on your wrist.

- To set the time pull out the crown gently into position **3**. This position is used for handsetting and stopping of the seconds hand. Turn the crown until you reach the correct time e.g. 10.08 hr.

For precise time setting it is recommended to pass beyond the desired minute and to set the hand backwards.



1. Manual winding
2. 24-hour disc and city indicator setting
3. Time setting

Setting the 24-hour disc and city indicator

Firstly, you'll need to set the 24-hour disc to your home city. To do this, pull the crown gently into position **2**. Turning it clockwise will activate the 24-hour disc, which moves in individual hour increments. Let's say, for example, that it's 4pm in London. You would need to turn the crown until the number 16 on the 24-hour disc is aligned against London on the outer cities ring (figure 1). To set the red city indicator which highlights your preferred city location, turn the crown anti-clockwise until you have reached the desired city eg. London (figure 2).

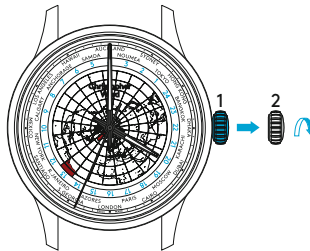


figure 1

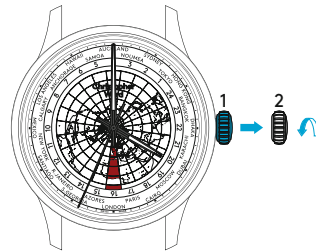


figure 2

Imagine that you are flying to New York, a city 5 hours behind London on the 24-hour disc – if it is 8pm in London, it would thus be 3pm in New York. Therefore, upon arriving in New York, gently pull the crown out into position **3** to reset the hour and minute hands to 3 o'clock as read against the dial's outer markers (figure 3). Once you have set the hands to your new local time, you then need to set the 24-hour disc. Using the crown, find position **2**, and turn it clockwise until the number 15 on the 24-hour disc is aligned against New York on the outer cities ring. You can now read the time anywhere in the world at a moment's glance (figure 4). To set the red city indicator which highlights your preferred city location, turn the crown anti-clockwise until you have reached the desired city.

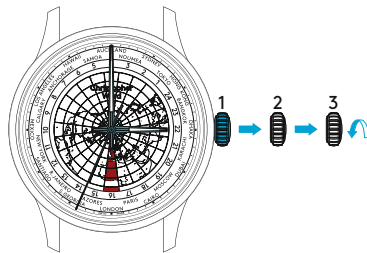


figure 3

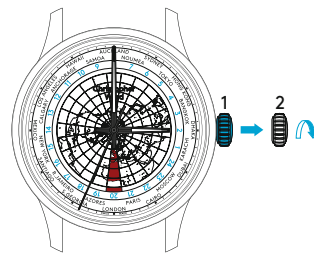
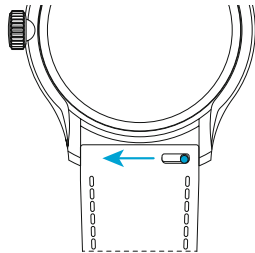


figure 4

Straps

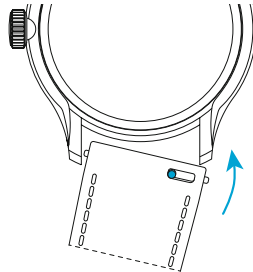
As you would expect, we place as much emphasis on the quality of our straps as we do our watches. We only use the finest materials in our straps, with quick-release pins also included for your convenience.

The following guidelines explain how easy it is to use, adjust and replace your Christopher Ward strap.



Using the quick-release pins on your strap

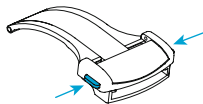
1. Locate the quick-release pin on your strap. Pull the pin to the side to detach your strap.



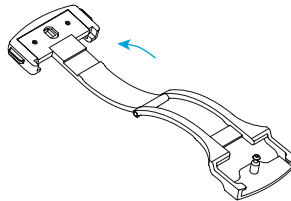
2. To reattach your strap, align the pins to the lug holes and click the strap into position. Repeat for the other side.

Leather strap with Bader deployment

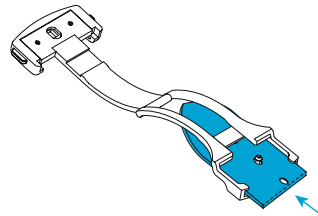
1. Press to release.



2. Pull open the clasp and locate the opening.



3. Thread the strap through the opening to the desired position. Close the clasp.



Water resistance

Although your watch has been through vigorous static pressure testing, it is worth remembering that there are many variables that can affect the water resistance of your watch. For instance, arm movements during swimming and the sudden impact of diving and water sports will drastically increase the pressure the watch is under.

Wearing your watch in the bath, shower, or sauna can also have an effect as a rapid increase in temperature can cause seals to expand and in extreme cases, malfunction or create condensation.

For these reasons, the water resistance rating of your watch (as shown) should only ever be considered a guideline and we strongly recommend they are always adhered to.



1 ATM (10 metres)

Safe to wear your watch while washing your hands with tap water



15 ATM (150 metres)

Safe to use while snorkelling in open water



100 ATM (1000 metres)

Professional deep sea diving



3 ATM (30 metres)

Washing your car and/or general hose pipe usage



30 ATM (300 metres)

Ideal for experienced divers and those practising scuba-diving



5 ATM (50 metres)

Water resistant to most household shower units



60 ATM (600 metres)

Professional divers, experiencing prolonged exposure underwater

60|60 Guarantee

Your watch is constructed from the finest components and materials available including one of Switzerland's finest mechanical movements. As with all watches of this quality, with the right care and attention, your new Christopher Ward watch has the potential to become an heirloom piece giving further joy to future generations.

It's for this reason we have created our industry leading approach to after-sales care, starting with our famous 60|60 Guarantee which remains the most comprehensive guarantee in the world of watchmaking.

60 Day Free Returns

Our success depends on you being completely happy with your new Christopher Ward watch. You have up to 60 days from despatch to return your watch, with free shipping, and receive a replacement or full refund, for which the watch must be in perfect, unworn condition and accompanied by all its original packaging and paperwork.

60 Month Movement Guarantee

Your watch has a top-quality precision engineered Swiss movement – but if it develops a movement fault within 5 years, and has been serviced by us at the recommended interval (within a maximum of 4 years from date of despatch), we will repair it for free under warranty. Not all mechanical problems or quartz battery replacements are

considered movement faults and your watch will need to be sent to us for diagnosis and service history checks, before processing a repair under warranty.

Servicing and Repairs - the Christopher Ward way...

Our innovative approach to service and repair means that having your watch attended to doesn't mean months of waiting followed by an exorbitant bill. We have developed a quick, easy and affordable expert service and repairs process that doesn't cost the earth and has the watch back where it belongs – on your wrist – in reasonable time.

We recommend you service your watch at intervals of 3-4 years to keep it in peak condition and to maintain your **60 month guarantee**. If your watch develops an issue within 60 months of despatch, we will first check its service history before progressing a repair. If you have not had your watch serviced at the recommended interval, we will not cover the cost of the repair under warranty, and will recommend a maintenance service in addition to any repair work due.

PLEASE NOTE:

The 60|60 Guarantee does not cover accidental damage. Any service or repair by a third party retailer will void your 60|60 Guarantee. For more details, please visit our website.

Keeping in touch with Christopher Ward

From small beginnings just 15 years ago (our first workshop was actually a refurbished chicken shed!), Christopher Ward has won a worldwide following and can justifiably claim to manufacture the most affordable luxury watches in the world. For many, the philosophy behind the brand, of trying to put luxury watches within the reach of everyone, is as smart as the watches themselves. The very open approach of the business sees Chris, Mike and Peter, as well as the rest of the team, spending lots of time communicating

personally with customers – listening to feedback which helps us continually improve as we grow. As the owner of a Christopher Ward watch, if you ever need to get hold of us we are at your service. There is always something new on our website, across our social media communities and on the Christopher Ward Forum – informative and fun, these are the best places to join the conversation about the latest new releases, news and offers in the world of Christopher Ward.

Head office

1 Park Street, Maidenhead,
Berkshire SL6 1SL
United Kingdom

Customer support

UK and EU Tel: +44 (0)1628 763040
US Tel: +1 (877) 380 2288
ROW Tel: +1 (877) 380 2288
customerservices@christopherward.co.uk
technical@christopherward.co.uk

christopherward.com

