



C60 Trident Bronze Ombré COSC Limited Edition

Owner's Handbook

 Christopher
Ward

Time on your side

Your Christopher Ward watch has been designed in Britain and engineered in Switzerland by highly talented craftspeople. This ensures not only accurate and precise timekeeping, but also brings a real pride of ownership that only watches of the highest quality standards can hope to deliver.

You have made an investment, a good one, and the aim of this manual is to help you make the most of that investment in what we hope will be a lifetime of ownership.

Mike France
CEO & co-founder



C60 Trident Bronze Ombré COSC Limited Edition

In a world where the mass-produced, the identikit, is celebrated, isn't it fantastic to own something unique?

Something like your beautiful C60 Trident Bronze Ombré COSC Limited Edition.

While every element of your watch has been through an exhaustive testing programme, on the C60 Trident Bronze Ombré COSC Limited Edition, individuality takes centre-stage.

And it starts with a bit of deliberate embellishment.

Before the watch is assembled at our atelier in Switzerland, every dial is hand-distressed by a specialist artisan using a steel-wire brush.

Not only does this give the dial a chic aged look, but also ensures no one dial is the same as another.

And it's not the only part of the watch that's uniquely yours. The C60 Trident Bronze Ombré COSC Limited Edition's brushed bronze Light-catcher™ case will develop a patina over time, much like the way a pair of jeans fades as the years pass. Some clean this away (and we've produced a video online to show you how), while others prefer to let the oxidation process work its magic.

Neither of these quirks affects the performance of your watch, but you have to be a particular sort of person to appreciate 'the perfection of imperfection'. A person, we suspect, rather like your good self.

Features

- Swiss made
- Limited edition of 500 pieces
- Self-winding 26 jewel mechanical chronometer
- 38-hour power reserve
- Date calendar
- Central hacking seconds
- Anti-shock system
- Twin-flag engraving over 'Colimaçoné' finish on the rotor
- Brushed C5191 (CuSn6) bronze alloy case
- Screw-down stainless steel deep stamped 3D backplate
- Embossed screw-down crown
- Unidirectional matte black ceramic bezel
- Super-LumiNova® Grade X1 GL C1 filled hands, indexes and bezel
- Top-brushed indexes with diamond polished facets
- Brushed and polished hands
- Signature Trident counter-balance on seconds hand
- Unique engraved serial number
- Eco-friendly luxury presentation case and owner's handbook

Technical Information

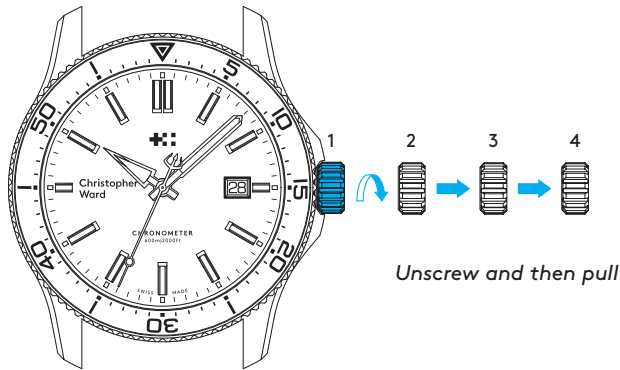
Calibre	Sellita SW200 COSC
Case	Bronze C5191 (CuSn6)
Diameter	42mm
Height	13.4mm
Lug to lug	49.3mm
Weight	95.3g
Water resistance	60 ATM (600 metres)
Vibrations	28,800 per hour
Timing tolerance	-4/+6 seconds per day
Strap width	22mm



Setting the time and date

For a superior water resistance your crown is of the screw-down type. The crown should sit flush to the case (position **1**) in order to maintain water resistance.

- First unscrew the crown anti-clockwise from the case to position **2** for winding in power. Wind in a clockwise direction to re-power the watch. Your C60 Trident Bronze Ombré COSC Limited Edition has a maximum power reserve of 38 hours when fully wound. Normal wearing will allow the rotor to start re-powering the watch over time after putting on your wrist.
- Pull gently into position **3**. For rapid date correction, turn in a clockwise direction.
- Pull gently into position **4**. This position is used for handsetting and stopping of the seconds hand. For precise time setting it is recommended to pass beyond the desired minute and to set the hand backwards.



1. Crown screw-down position
2. Manual winding
3. Date setting
4. Time setting

PLEASE NOTE:

*Date correction should not be carried out between 20.00 hr and 02.00 hr as the watch gearing will already be aligning itself to change the date. The crown should always be pushed in after adjustment, and it is best to do so from position **3** to avoid advancing beyond the desired date. You must always ensure the crown is fully tightened before any use in water.*

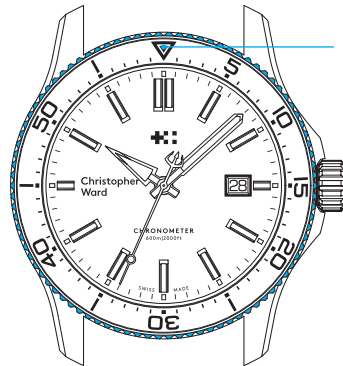
Diving with your watch

If using the bezel for a dive and let's say the recognised maximum "no-stop time" is 55 minutes, then in this example (shown right) the time at the surface immediately before the dive is 10.08am. However the bezel marker is at the 12.00 hr position.

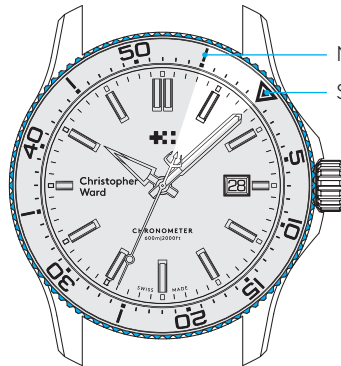
- Move the bezel marker anti-clockwise so that it aligns with the 8 minute position.
- You can now read that the 55 minute no decompression limit will occur at 3 minutes past the next hour.

PLEASE NOTE:

It is always useful and best practice to make a note on a dive slate before entering the water and to carry a set of dive tables should the dive plan change during the course of a dive. A safety stop for 3 to 5 minutes at 15ft is recommended at the end of all dives. A safety stop for 3 minutes at 15ft is required any time you come within 3 pressure groups of a no decompression limit, and for any dive to a depth of 100ft or deeper.



Bezel marker



No decompression limit

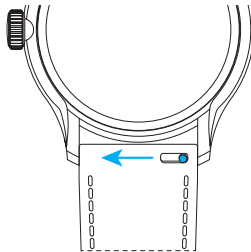
Start of dive

Straps

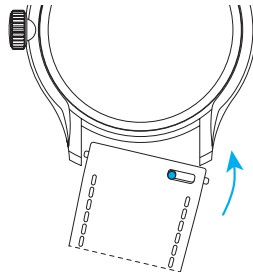
As you would expect, we place as much emphasis on the quality of our straps as we do our watches. We only use the finest materials in our straps, with quick-release pins also included for your convenience.

The following guidelines explain how easy it is to use, adjust and replace your Christopher Ward strap.

Using the quick-release pins on your strap



1. Locate the quick-release pin on your strap.
Pull the pin to the side to detach your strap.



2. To reattach your strap, align the pins to the lug holes and click the strap into position. Repeat for the other side.



Water resistance

Although your watch has been through vigorous static pressure testing, it is worth remembering that there are many variables that can affect the water resistance of your watch. For instance, arm movements during swimming and the sudden impact of diving and water sports will drastically increase the pressure the watch is under.

Wearing your watch in the bath, shower, or sauna can also have an effect as a rapid increase in temperature can cause seals to expand and in extreme cases, malfunction or create condensation.

For these reasons, the water resistance rating of your watch (as shown) should only ever be considered a guideline and we strongly recommend they are always adhered to.



1 ATM (10 metres)

Safe to wear your watch while washing your hands with tap water



15 ATM (150 metres)

Safe to use while snorkelling in open water



100 ATM (1000 metres)

Professional deep sea diving



3 ATM (30 metres)

Washing your car and/or general hose pipe usage



30 ATM (300 metres)

Ideal for experienced divers and those practising scuba-diving



5 ATM (50 metres)

Water resistant to most household shower units



60 ATM (600 metres)

Professional divers, experiencing prolonged exposure underwater

60|60 Guarantee

Your watch is constructed from the finest components and materials available including one of Switzerland's finest mechanical movements. As with all watches of this quality, with the right care and attention, your new Christopher Ward watch has the potential to become an heirloom piece giving further joy to future generations.

It's for this reason we have created our industry leading approach to after-sales care, starting with our famous 60|60 Guarantee which remains the most comprehensive guarantee in the world of watchmaking.

60 Day Free Returns

Our success depends on you being completely happy with your new Christopher Ward watch. You have up to 60 days from despatch to return your watch, with free shipping, and receive a replacement or full refund, for which the watch must be in perfect, unworn condition and accompanied by all its original packaging and paperwork.

60 Month Movement Guarantee

Your watch has a top-quality precision engineered Swiss movement – but if it develops a movement fault within 5 years, and has been serviced by us at the recommended interval (within a maximum of 4 years from date of despatch), we will repair it for free under warranty. Not all mechanical problems or quartz battery replacements are

considered movement faults and your watch will need to be sent to us for diagnosis and service history checks, before processing a repair under warranty.

Servicing and Repairs - the Christopher Ward way...

Our innovative approach to service and repair means that having your watch attended to doesn't mean months of waiting followed by an exorbitant bill. We have developed a quick, easy and affordable expert service and repairs process that doesn't cost the earth and has the watch back where it belongs – on your wrist – in reasonable time.

We recommend you service your watch at intervals of 3-4 years to keep it in peak condition and to maintain your **60 month guarantee**. If your watch develops an issue within 60 months of despatch, we will first check its service history before progressing a repair. If you have not had your watch serviced at the recommended interval, we will not cover the cost of the repair under warranty, and will recommend a maintenance service in addition to any repair work due.

PLEASE NOTE:

The 60|60 Guarantee does not cover accidental damage. Any service or repair by a third party retailer will void your 60|60 Guarantee. For more details, please visit our website.

Keeping in touch with Christopher Ward

From small beginnings just 15 years ago (our first workshop was actually a refurbished chicken shed!), Christopher Ward has won a worldwide following and can justifiably claim to manufacture the most affordable luxury watches in the world. For many, the philosophy behind the brand, of trying to put luxury watches within the reach of everyone, is as smart as the watches themselves. The very open approach of the business sees Chris, Mike and Peter, as well as the rest of the team, spending lots of time communicating

personally with customers – listening to feedback which helps us continually improve as we grow. As the owner of a Christopher Ward watch, if you ever need to get hold of us we are at your service. There is always something new on our website, across our social media communities and on the Christopher Ward Forum – informative and fun, these are the best places to join the conversation about the latest new releases, news and offers in the world of Christopher Ward.

Head office

1 Park Street, Maidenhead,
Berkshire SL6 1SL
United Kingdom

Customer support

UK and EU Tel: +44 (0)1628 763040
US Tel: +1 (877) 380 2288
ROW Tel: +1 (877) 380 2288
customerservices@christopherward.co.uk
technical@christopherward.co.uk

christopherward.com

