

C65 Trident Automatic

Owner's handbook

 Christopher
Ward

Time on your side...

Your Christopher Ward watch has been designed and engineered by highly talented craftspeople to ensure not only accurate and precise timekeeping, but also to bring a real pride of ownership that only luxury items of the highest quality can ever hope to deliver.

You have made an investment, a good one, and the aim of this handbook is to help you make the most of that investment during what I hope will be a lifetime of ownership.

A handwritten signature in black ink that reads "Chris". The signature is fluid and cursive, with a large initial 'C' and a small dot above the 'i'.

Christopher Ward

Contents

C65 Trident Automatic	2-3
Technical information	4-5
How to operate your C65 Trident Automatic	6-10
Our watch care programme	11
Keeping in touch	12

C65 Trident Automatic

How do you follow up on a smash hit? It's a quandary faced by anyone who has achieved success – especially when there's a pressure to improve on it the next time round. This was the situation Christopher Ward found itself in following the runaway success of 2018's C65 Trident Diver, a hand-wound watch whose design referenced the iconic divers of the mid-1960s.

There were two ways to approach the C65 Trident Diver Automatic. The first (and safer) option would be to take the pre-existing C65 Trident Diver design and copy it like-for-like, save for the addition of an automatic movement. It would be a crowd-pleasing option, and would no doubt continue to sell in the same frenzied fashion as its hand-wound cousin. Yet just like The Beatles refused to follow up Sgt. Pepper's Lonely Hearts Club Band, an album that spent 27 weeks at number 1 in the UK, with an identikit successor – they instead opted to make the experimental masterpiece, 'The White Album' – it felt right that the C65 Trident Diver Automatic seek out its own path in the CW Collection.



The inclusion of raised circular indexes takes the Automatic into a different arena – there's no escaping that an icon of the dive watch genre, the Rolex Submariner, provided their inspiration – while a streamlined bezel and dial apply a fresh perspective to our C65 aesthetic. The strength of the C65 Trident Automatic, though, is that it is still distinctively a CW; its case is lithe yet rugged, while baton-shaped hands and a Trident-shaped counterbalance provide all-important continuity with the remainder of the Collection.

Powered by a Swiss-made Sellita SW200-3 movement, the C65 Trident Automatic offers the same iconic looks of dive watches many price brackets higher – all constructed with the confidence and modern-day skill of our Swiss atelier.



Technical information

Features

- Swiss made
- 26 jewel self-winding mechanical movement
- 38 hour power reserve
- Christopher Ward 'colimaçoné' finish on movement
- Twin flags debossed at 12 o'clock
- Brushed and polished marine-grade stainless steel case
- Push-in crown stamped with twin flag motif
- Unidirectional aluminium bezel
- "Glass box" sapphire crystal
- Matte finish dial
- Old Radium SuperLumiNova® indexes and hands
- Signature Trident counter-balance on seconds hand
- High Definition "Trident" motif screw-down backplate

- Unique engraved serial number
- Luxurious presentation case and owner's handbook

Technical

Diameter:	41mm
Height:	11.55mm
Weight:	65g
Calibre:	Sellita SW200-3
Case:	316L stainless steel
Water Resistance:	15 ATM (150 metres)
Vibrations:	28,800 per hour (4 Hz)
Timing tolerance:	±20 seconds per day
Lug to lug:	47.1mm
Strap:	22mm



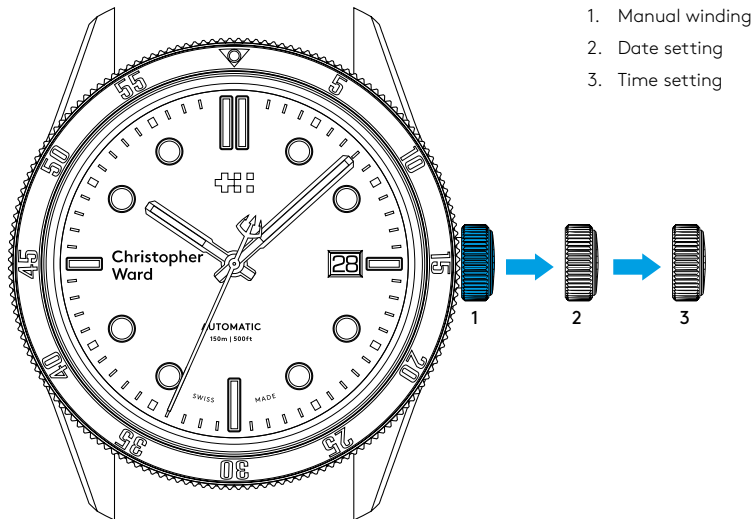
CHRISTOPHER WARD

TRIDENT

SWISS MADE

S. STEEL - 15 ATM

Setting the time/date



The crown should sit flush to the case (position 1) in order to maintain water resistance.

- To re-power the watch after a period of non-use, simply wind the crown in a clockwise direction until you begin to feel a resistance. Your C65 Trident Diver has a maximum power reserve of 38 hours when fully wound.
- Pull gently into position 2. For rapid date correction, turn in a clockwise direction.
- To set the time pull out the crown gently into position 3. This position is used for handsetting and stopping of the second hand. Turn the crown until you reach the correct time e.g. 10.08 hr. For precise time setting it is recommended you pass beyond the desired minute and to set the hand backwards.

PLEASE NOTE: Date correction should not be carried out between 20.00 hr and 02.00 hr as the watch gearing will already be aligning itself to change the date. The crown should always be pushed in after adjustment, and it is best to do so from position 3 to avoid advancing beyond the desired date.

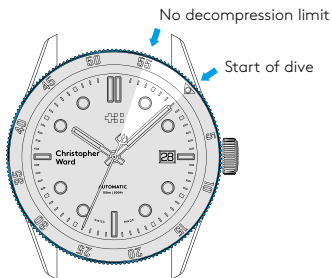
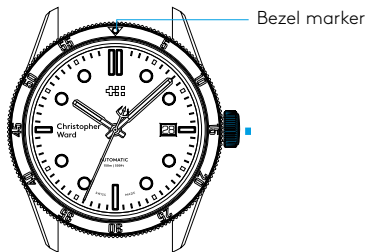
The bezel

If using the bezel for a dive and let's say the recognised maximum "no-stop time" is 55 minutes, then in this example (shown left) the time at the surface immediately before the dive is 10.08am.

However the bezel marker is at the 12.00 hr position.

- Move the bezel marker anti-clockwise so that it aligns with the 8 minute position.
- You can now read that the 55 minute no decompression limit will occur at 3 minutes past the next hour.

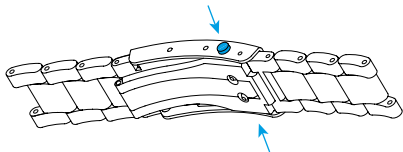
PLEASE NOTE: It is always useful and best practice to make a note on a dive slate before entering the water and to carry a set of dive tables should the dive plan change during the course of a dive. A safety stop for 3 to 5 minutes at 15ft is recommended at the end of all dives. A safety stop for 3 minutes at 15ft is required any time you come within 3 pressure groups of a no decompression limit, and for any dive to a depth of 100ft or deeper.



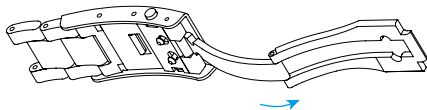
Straps and bracelets

As you would expect, we place as much emphasis on the quality of our straps and bracelets as we do our watches. We only use the finest metals in the construction of our bracelets, all of which are precision engineered for durability, efficiency and comfort. The following guidelines explain how easy it is to use and adjust your Christopher Ward bracelet.

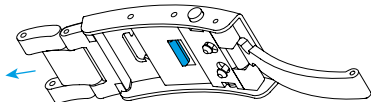
1. Press buttons to release.



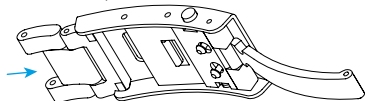
2. Pull open the clasp.



3. There are five micro-adjustment positions, which allow for a maximum extension of 8.4mm. To extend, pull the lever to unlock and simultaneously pull on the bracelet into the desired position.



4. To shorten, simply push the bracelet back into the clasp.



Water resistance

Although your watch has been through vigorous static pressure testing, it is worth remembering that there are many variables that can affect the water resistance of your watch.

For instance, arm movements during swimming and the sudden impact of diving and water sports will drastically increase the pressure the watch is under. Wearing your watch in the bath, shower, or sauna can also have an effect as a rapid increase in temperature can cause seals to expand and in extreme cases, malfunction or create condensation.

For these reasons, the water resistance rating of your watch (as shown) should only ever be considered a guideline and we strongly recommend they are always adhered to.



1 ATM (10 metres)

Safe to wear your watch while washing your hands with tap water.



3 ATM (30 metres)

Washing your car and/or general hose pipe usage.



5 ATM (50 metres)

Water resistant to most household shower units.



15 ATM (150 metres)

Safe to use while snorkelling in open water.



30 ATM (300 metres)

Ideal for experienced divers and those practising scuba-diving.



60 ATM (600 metres)

Professional divers, experiencing prolonged exposure underwater.



100 ATM (1000 metres)

Professional deep sea diving.

Our watch care programme

Your watch is constructed from the finest components and materials available including one of Switzerland's finest mechanical movements. As with all watches of this quality, with the right care and attention, your new Christopher Ward watch has the potential to become an heirloom piece giving further joy to future generations. It's for this reason we have created our industry leading approach to after-sales care, starting with our famous 60|60 Guarantee which remains the most comprehensive guarantee in the world of watchmaking.

Visit our website for more details about our 60|60 Guarantee and Service and Repair Programme.

60|60 Guarantee

1. 60 day free returns

Our success depends on you being completely happy with your new Christopher Ward watch. You have up to 60 days to return your watch, absolutely free of charge, and receive a replacement or full refund by return – so long as it has not been worn and is returned in perfect condition.

2. 60 month movement guarantee

Your watch, at its heart, has a top quality precision engineered Swiss movement – so it's very unlikely to give you problems with the minimum amount of care and attention, including a regular service. We recommend you return your watch to us every 3/4 years for a service, so our expert technicians can keep your fine timepiece in peak condition.

Servicing and repairs, the Christopher Ward way...

Our innovative approach to servicing and repairing your Christopher Ward watch means that having your watch serviced or repaired doesn't mean many months of waiting followed by an exorbitant bill – which is more or less the experience guaranteed by every other luxury watch brand. We have developed an easy, quick and affordable expert service and repairs programme that doesn't cost the earth and has your watch back where it belongs – on your wrist – in double-quick time.

Keeping in touch with Christopher Ward

From small beginnings just a few short years ago (our first workshop was actually a refurbished chicken shed!), Christopher Ward has won a worldwide following for his eponymous watch brand and can justifiably claim to manufacture the most affordable luxury watches in the world.

For many, the philosophy behind the brand, of trying to put luxury watches within the reach of everyone, is as attractive as the watches themselves, as is the very open approach of the business which means that Chris and the team spend a lot of time communicating personally with our customers – many of whom have become friends.

As the owner of a Christopher Ward watch, if ever you need to get hold of us we are at your service. We have listed some useful contact details on the back cover.

There is also always something new going on at our website at **www.christopherward.co.uk** and, if you haven't already discovered the independent forum dedicated to our brand at **www.christopherwardforum.com** we would recommend a visit. Informative and fun, it's a great place to hear the unexpurgated view of Christopher Ward.

**Head Office**

1 Park Street, Maidenhead,
Berkshire SL6 1SL
United Kingdom

Customer Services

UK: +44 (0)1628 763040

USA: 1.877.226.8224

customerservices@christopherward.co.uk

technical@christopherward.co.uk

christopherward.co.uk