



C60 BLUE

Owner's Handbook

 Christopher  
Ward

## Time on your side

Your Christopher Ward watch has been designed in Britain and engineered in Switzerland by highly talented craftspeople. This ensures not only accurate and precise timekeeping, but also brings a real pride of ownership that only watches of the highest quality standards can hope to deliver.

You have made an investment, a good one, and the aim of this manual is to help you make the most of that investment in what we hope will be a lifetime of ownership.

Mike France  
CEO & co-founder



## C60 BLUE

It's easy to spout platitudes about the state of the environment, but then carry on as before.

Actually doing something takes guts, determination and vision. Something that the Blue Marine Foundation has in spades.

Dedicated to restoring the health of the ocean by addressing overfishing, it works tirelessly to ensure the future of our seas.

So when the idea of a watch designed with BMF was suggested, we jumped (dived!) at the chance.

The result is the C60 BLUE. Not only is it handsome – check that

sapphire dial for proof – but all profits go to the BMF. And as a Trident, it's fully equipped to withstand whatever the ocean throws at it – even down to 600m.

There are few greater pleasures than strapping on a new watch for the first time, but in this case you should also bear something else in mind: your purchase is a not-insignificant contribution to the health of our oceans.

And that's something we can all be proud of.

Enjoy the watch, and wear it in good health.

## Features

- Swiss made
- 26 jewel self-winding mechanical movement
- 38-hour power reserve
- Date calendar
- Central hacking seconds
- Anti-shock system
- Christopher Ward 'Colimaçoné' finish on the rotor
- Brushed and polished marine-grade 316L stainless steel case
- Unidirectional zirconia (ZrO<sup>2</sup>) ceramic bezel
- Anti-reflective sapphire crystal
- Screw-down deep-stamped 3D backplate
- Unique engraved serial number
- Sapphire crystal dial with wave pattern and twin-flag matte motif at 12 o'clock
- Top-brushed indexes with diamond polished facets
- Signature Trident counter-balance on seconds hand
- Super-LumiNova® Grade X1 BL C1-filled hands and indexes
- Eco-friendly luxury presentation case and owner's handbook

### Technical Information

Calibre	<b>Sellita SW200</b>
Case	<b>Stainless steel</b>
Diameter	<b>40mm</b>
Height	<b>12.95mm</b>
Weight	<b>83g</b>
Water resistance	<b>60 ATM (600 metres)</b>
Vibrations	<b>28,800 per hour (4Hz)</b>
Timing tolerance	<b>-20/+20 seconds per day</b>
Lug to lug	<b>47.46mm</b>

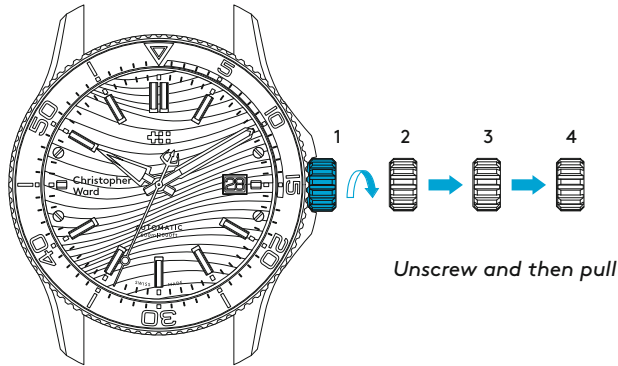


## Setting the time and date

For a superior water resistance your crown is of the screw-down type. The crown should sit flush to the case (position **1**) in order to maintain water resistance.

- First unscrew the crown anti-clockwise from the case to position **2** for winding in power. Wind in a clockwise direction to re-power the watch. Your C60 BLUE has a maximum power reserve of 38 hours when fully wound. Normal wearing will allow the rotor to start re-powering the watch over time after putting on your wrist.

- Pull gently into position **3**. For rapid date correction, turn in a clockwise direction.
- Pull gently into position **4**. This position is used for handsetting and stopping of the second hand. For precise time setting it is recommended to pass beyond the desired minute and to set the hand backwards.



1. Crown screw-down position
2. Manual winding
3. Date setting
4. Time setting

**PLEASE NOTE:**

*Date correction should not be carried out between 20.00 hr and 02.00 hr as the watch gearing will already be aligning itself to change the date. The crown should always be pushed in after adjustment, and it is best to do so from position **3** to avoid advancing beyond the desired date. You must always ensure the crown is fully tightened before any use in water.*



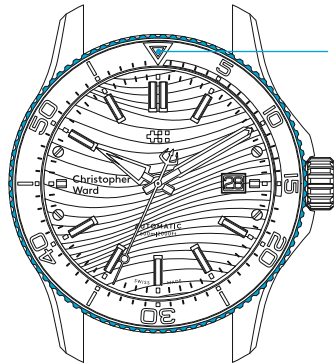
## Diving with your watch

If using the bezel for a dive and let's say the recognised maximum "no-stop time" is 55 minutes, then in this example (shown right) the time at the surface immediately before the dive is 10.10am. However the bezel marker is at the 12.00 hr position.

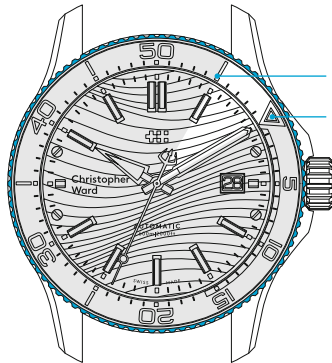
- Move the bezel marker anti-clockwise so that it aligns with the 10 minute position.
- You can now read that the 55 minute no decompression limit will occur at 5 minutes past the next hour.

### **PLEASE NOTE:**

*It is always useful and best practice to make a note on a dive slate before entering the water and to carry a set of dive tables should the dive plan change during the course of a dive. A safety stop for 3 to 5 minutes at 15ft is recommended at the end of all dives. A safety stop for 3 minutes at 15ft is required any time you come within 3 pressure groups of a no decompression limit, and for any dive to a depth of 100ft or deeper.*



Bezel marker



No decompression limit

Start of dive

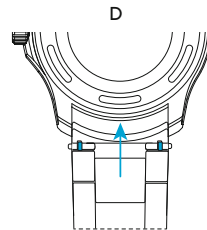
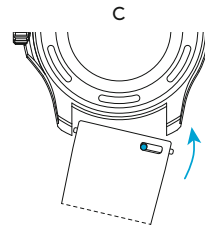
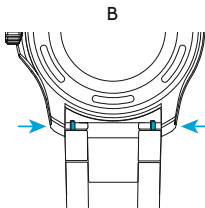
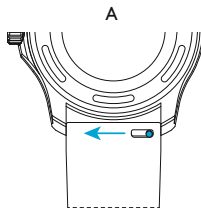
## Straps and bracelets

As you would expect, we place as much emphasis on the quality of our straps and bracelets as we do our watches. We only use the finest materials in our straps, with quick-release pins also included for your convenience.

The following guidelines explain how easy it is to use, adjust and replace your Christopher Ward strap or bracelet.

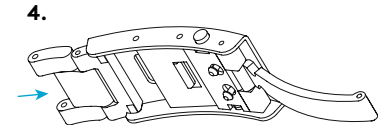
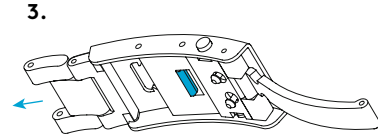
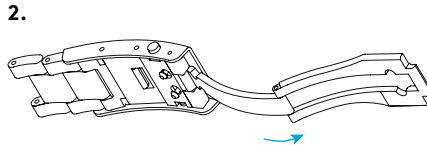
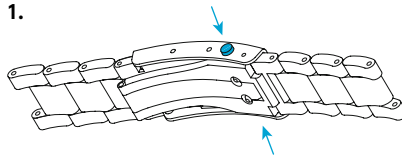
### Using the quick-release pins on your strap/bracelet

1. Locate the quick-release pin (or pins) on your strap (A) or bracelet (B). Pull the pin(s) inwards to detach.
2. To reattach your strap (C) or bracelet (D), pull the pin(s) inwards, and align the spring bars so that they click securely into the lug holes on each side.



## How to use the micro adjustment on your bracelet

1. Press buttons to release.
2. Pull open the clasp.
3. There are five micro adjustment positions, which allows for a maximum extension of 8.4mm. To extend, pull the lever to unlock and simultaneously pull on the bracelet into the desired position.
4. To shorten, simply push the bracelet back into the clasp.



## Water resistance

Although your watch has been through vigorous static pressure testing, it is worth remembering that there are many variables that can affect the water resistance of your watch. For instance, arm movements during swimming and the sudden impact of diving and water sports will drastically increase the pressure the watch is under.

Wearing your watch in the bath, shower, or sauna can also have an effect as a rapid increase in temperature can cause seals to expand and in extreme cases, malfunction or create condensation.

For these reasons, the water resistance rating of your watch (as shown) should only ever be considered a guideline and we strongly recommend they are always adhered to.



**1 ATM (10 metres)**

Safe to wear your watch while washing your hands with tap water



**15 ATM (150 metres)**

Safe to use while snorkelling in open water



**100 ATM (1000 metres)**

Professional deep sea diving



**3 ATM (30 metres)**

Washing your car and/or general hose pipe usage



**30 ATM (300 metres)**

Ideal for experienced divers and those practising scuba-diving



**5 ATM (50 metres)**

Water resistant to most household shower units



**60 ATM (600 metres)**

Professional divers, experiencing prolonged exposure underwater

## 60|60 Guarantee

Your watch is constructed from the finest components and materials available including one of Switzerland's finest mechanical movements. As with all watches of this quality, with the right care and attention, your new Christopher Ward watch has the potential to become an heirloom piece giving further joy to future generations.

It's for this reason we have created our industry leading approach to after-sales care, starting with our famous 60|60 Guarantee which remains the most comprehensive guarantee in the world of watchmaking.

### 60 Day Free Returns

Our success depends on you being completely happy with your new Christopher Ward watch. You have up to 60 days from despatch to return your watch, with free shipping, and receive a replacement or full refund, for which the watch must be in perfect, unworn condition and accompanied by all its original packaging and paperwork.

### 60 Month Movement Guarantee

Your watch has a top-quality precision engineered Swiss movement – but if it develops a movement fault within 5 years, and has been serviced by us at the recommended interval (within a maximum of 4 years from date of despatch), we will repair it for free under warranty. Not all mechanical problems or quartz battery replacements are

considered movement faults and your watch will need to be sent to us for diagnosis and service history checks, before processing a repair under warranty.

### **Servicing and Repairs - the Christopher Ward way...**

Our innovative approach to service and repair means that having your watch attended to doesn't mean months of waiting followed by an exorbitant bill. We have developed a quick, easy and affordable expert service and repairs process that doesn't cost the earth and has the watch back where it belongs – on your wrist – in reasonable time.

**We recommend you service your watch at intervals of 3-4 years** to keep it in peak condition and to maintain your **60 month guarantee**. If your watch develops an issue within 60 months of despatch, we will first check its service history before progressing a repair. If you have not had your watch serviced at the recommended interval, we will not cover the cost of the repair under warranty, and will recommend a maintenance service in addition to any repair work due.

### **PLEASE NOTE:**

*The 60|60 Guarantee does not cover accidental damage. Any service or repair by a third party retailer will void your 60|60 Guarantee. For more details, please visit our website.*



## Keeping in touch with Christopher Ward

From small beginnings just 15 years ago (our first workshop was actually a refurbished chicken shed!), Christopher Ward has won a worldwide following and can justifiably claim to manufacture the most affordable luxury watches in the world. For many, the philosophy behind the brand, of trying to put luxury watches within the reach of everyone, is as smart as the watches themselves. The very open approach of the business sees Chris, Mike and Peter, as well as the rest of the team, spending lots of time communicating

personally with customers – listening to feedback which helps us continually improve as we grow. As the owner of a Christopher Ward watch, if you ever need to get hold of us we are at your service. There is always something new on our website, across our social media communities and on the Christopher Ward Forum – informative and fun, these are the best places to join the conversation about the latest new releases, news and offers in the world of Christopher Ward.

#### **Head office**

1 Park Street, Maidenhead,  
Berkshire SL6 1SL  
United Kingdom

#### **Customer support**

UK and EU Tel: +44 (0)1628 763040  
US Tel: +1 (877) 380 2288  
ROW Tel: +1 (877) 380 2288  
[customerservices@christopherward.co.uk](mailto:customerservices@christopherward.co.uk)  
[technical@christopherward.co.uk](mailto:technical@christopherward.co.uk)

**[christopherward.com](http://christopherward.com)**

